

ORTAOKUL VE  
İMAM HATİP ORTAOKULU  
İNGİLİZCE 6  
DERS KİTABI

Yazarlar | Fatma DEMİRCAN  
Gonca AKISKALI  
Aysel BERKET  
Ferdî GÜNAY



DEVLET KİTAPLARI

....., 2021

MİLLÎ EĞİTİM BAKANLIĞI YAYINLARI ..... : 7039  
DERS KİTAPLARI DİZİSİ ..... : 1848

Her hakkı saklıdır ve Millî Eğitim Bakanlığına aittir. Kitabın metin, soru ve şekilleri kısmen de olsa hiçbir surette alınıp yayımlanamaz.

Editör  
Fatma DEMİRCAN

Görsel Tasarım  
Tolga TANYEL  
Nafize AĞIR

Program Geliştirme Uzmanı  
Halil ÇOKÇALIŞKAN

Ölçme ve Değerlendirme Uzmanı  
Dr. Öğr. Üyesi Serkan ARIKAN

Rehberlik Uzmanı  
Havva ERGÜNDÜZ

ISBN 978-975-11-4991-6

Millî Eğitim Bakanlığı, Talim ve Terbiye Kurulunun 18.04.2019 gün ve 8 sayılı kararı ile ders kitabı olarak kabul edilmiştir.



## İSTİKLÂL MARŞI

Korkma, sönmez bu şafaklarda yüzen al sancak;  
Sönmeden yurdumun üstünde tüten en son ocak.  
O benim milletimin yıldızıdır, parlayacak;  
O benimdir, o benim milletimindir ancak.

Çatma, kurban olayım, çehreni ey nazlı hilâl!  
Kahraman ırkıma bir gül! Ne bu şiddet, bu celâl?  
Sana olmaz dökülen kanlarımız sonra helâl.  
Hakkıdır Hakk'a tapan milletimin istiklâl.

Ben ezelden beridir hür yaşadım, hür yaşarım.  
Hangi çılgın bana zincir vuracakmış? Şaşarım!  
Kükremiş sel gibiyim, bendimi çiğner, aşarım.  
Yırtarım dağları, enginlere sığmam, taşarım.

Garbın âfâkını sarmışsa çelik zırhlı duvar,  
Benim iman dolu göğsüm gibi serhaddim var.  
Ulusun, korkma! Nasıl böyle bir imanı boğar,  
Medeniyet dediğin tek dişi kalmış canavar?

Arkadaş, yurduma alçakları uğratma sakın;  
Siper et gövdeni, dursun bu hayâsızca akın.  
Doğacaktır sana va'dettiği günler Hakk'ın;  
Kim bilir, belki yarın, belki yarından da yakın.

Bastığın yerleri toprak diyerek geçme, tanı:  
Düşün altındaki binlerce kefensiz yatanı.  
Sen şehit oğlusun, incitme, yazıktır, atanı:  
Verme, dünyaları alsan da bu cennet vatanı.

Kim bu cennet vatanın uğruna olmaz ki feda?  
Şüheda fışkıracak toprağı sıksan, şüheda!  
Cânı, cânânı, bütün varımı alsın da Huda,  
Etmesin tek vatanımdan beni dünyada cüda.

Ruhumun senden İlahî, şudur ancak emeli:  
Değmesin mabedimin göğsüne nâmahrem eli.  
Bu ezanlar -ki şehadetleri dinin temeli-  
Ebedî yurdumun üstünde benim inlemeli.

O zaman vecd ile bin secde eder -varsa- taşım,  
Her cerîhamdan İlahî, boşanıp kanlı yaşım,  
Fışkırır ruh-ı mücerret gibi yerden na'sım;  
O zaman yükselerek arşa değer belki başım.

Dalgalar sen de şafaklar gibi ey şanlı hilâl!  
Olsun artık dökülen kanlarımın hepsi helâl.  
Ebediyyen sana yok, ırkıma yok izmihlâl;  
Hakkıdır hür yaşamış bayrağımın hürriyyet;  
Hakkıdır Hakk'a tapan milletimin istiklâl!

**Mehmet Âkif Ersoy**


## GENÇLİĞE HİTABE

Ey Türk gençliği! Birinci vazifen, Türk istiklâlini, Türk Cumhuriyetini, ilelebet muhafaza ve müdafaa etmektir.

Mevcudiyetinin ve istikbalinin yegâne temeli budur. Bu temel, senin en kıymetli hazinendir. İstikbalde dahi, seni bu hazineden mahrum etmek isteyecek dâhilî ve hâricî bedhahların olacaktır. Bir gün, istiklâl ve cumhuriyeti müdafaa mecburiyetine düşersen, vazifeye atılmak için, içinde bulunacağın vaziyetin imkân ve şeraitini düşünmeyeceksin! Bu imkân ve şerait, çok namüsaît bir mahiyette tezahür edebilir. İstiklâl ve cumhuriyetine kastedecek düşmanlar, bütün dünyada emsali görülmemiş bir galibiyetin mümessili olabilirler. Cebren ve hile ile aziz vatanın bütün kaleleri zapt edilmiş, bütün tersanelerine girilmiş, bütün orduları dağıtılmış ve memleketin her köşesi bilfiil işgal edilmiş olabilir. Bütün bu şeraitten daha elîm ve daha vahim olmak üzere, memleketin dâhilinde iktidara sahip olanlar gaflet ve dalâlet ve hattâ hıyanet içinde bulunabilirler. Hattâ bu iktidar sahipleri şahsî menfaatlerini, müstevlîlerin siyasî emelleriyle tevhit edebilirler. Millet, fakr u zaruret içinde harap ve bîtap düşmüş olabilir.

Ey Türk istikbalinin evlâdı! İşte, bu ahval ve şerait içinde dahi vazifen, Türk istiklâl ve cumhuriyetini kurtarmaktır. Muhtaç olduğun kudret, damarlarındaki asil kanda mevcuttur.

Mustafa Kemal Atatürk



MUSTAFA KEMAL ATATÜRK



# Contents

**UNIT 1 LIFE ..... 8**

**UNIT 2 YUMMY BREAKFAST ..... 26**

**UNIT 3 DOWNTOWN ..... 46**

**UNIT 4 WEATHER AND EMOTIONS ..... 64**

**UNIT 5 AT THE FAIR ..... 82**

**UNIT 6 OCCUPATIONS ..... 100**

**UNIT 7 HOLIDAYS ..... 120**

**UNIT 8 BOOKWORMS ..... 138**

**UNIT 9 SAVING THE PLANET ..... 158**

**UNIT 10 DEMOCRACY ..... 174**

**CUT OUTS ..... 189**

**ANSWER KEY ..... 191**

**REFERENCES-VISUAL REFERENCES ..... 192**

**What time is it?**

**What do you do after school?**





# UNIT 1

## LIFE



## WARM UP

- A. What time does your school finish?  
Which of the activities on pages 10 and 11 do you do after school?  
Share your opinions with your friends.**



**B. Look at the pictures on pages 10 and 11.  
Match the activities with the photos.**


- take a nap
- rest
- help dad
- visit grandmother
- take care of the pet
- run errands
- take folk dance courses
- finish all the homework



## TIP CORNER

What time is it?

It's three o'clock.  
It's half past eight.  
It's quarter past four.  
It's quarter to five.



## LISTENING

## PRACTICE

Ask and answer the time.

09:00

1. What time is it? .....

It is nine o'clock. ....

06:30

2. .... ?

.....

01:15

3. .... ?

.....

12:55

4. .... ?

.....

07:45

5. .... ?

.....

04:10

6. .... ?

.....

a.m. → 24:00-12:00

p.m. → 12:00-24:00




A. Listen to the dialogue and draw the time of the activities on the clocks.




# PRACTICE

Find and write the missing times.



Susan is 12 years old. She is a student in the sixth grade. She wakes up at **ten to seven**..... . She has breakfast at ..... She goes to school at ..... Her lessons start at ..... After school, she takes a nap at ..... Then, she visits her grandmother at ..... and she takes care of her dog at ..... She finishes all her homework at ..... She goes to bed at .....



# SPEAKING



## A. Talk about Sally's weekend.



Sally watches her favourite cartoon at 11 a.m.

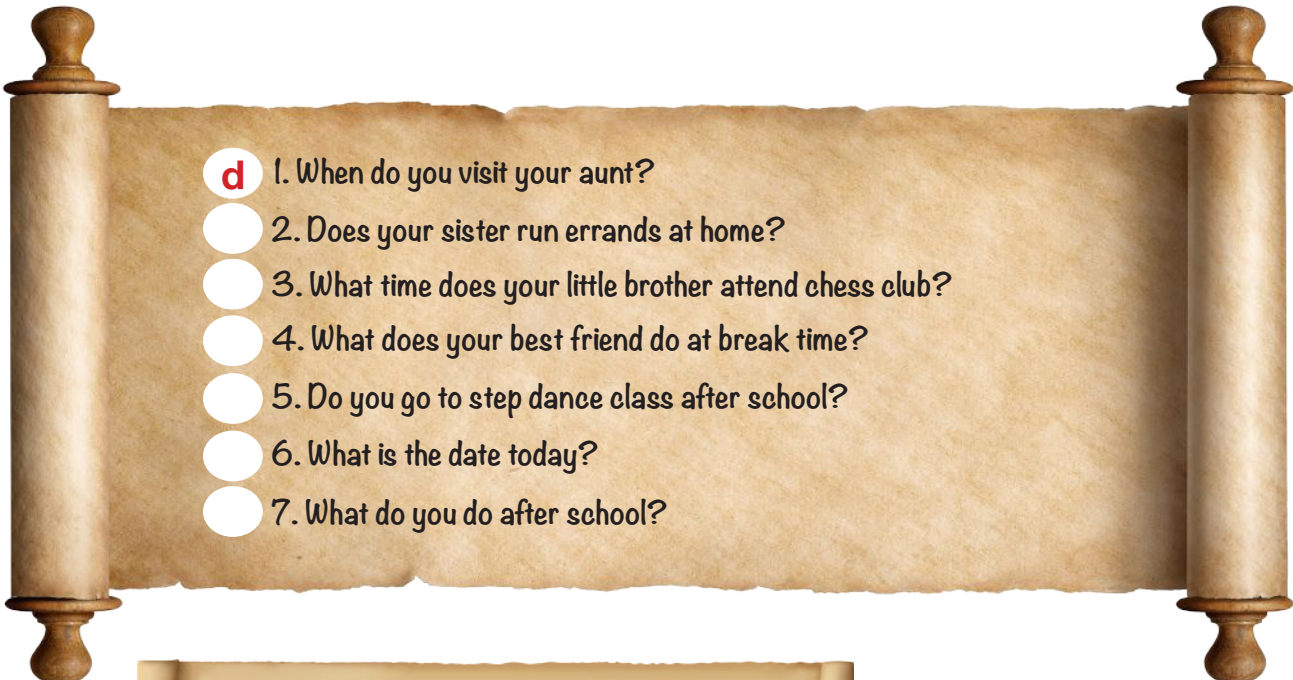


## B. Answer the questions about Sally's weekend according to the timetable in part A.

- 1- Does Sally play football at the weekend?  
.....
- 2- What time does she help her mother?  
.....
- 3- What time does she go to step dance class?  
.....
- 4- What does she do at quarter past nine?  
.....
- 5- Does Sally have a busy weekend?  
.....

## PRACTICE

Match the questions with the answers.

- 
- d 1. When do you visit your aunt?
  - 2. Does your sister run errands at home?
  - 3. What time does your little brother attend chess club?
  - 4. What does your best friend do at break time?
  - 5. Do you go to step dance class after school?
  - 6. What is the date today?
  - 7. What do you do after school?

a. She plays chess.

b. I take English courses.

c. Yes, she does.

d. On the weekends.

e. At quarter past four.

f. No, I don't.








g. 21 October 2017.

## READING



### A. Read Daisy's diary and put the sentences in order.



-  She goes back home at four o'clock.
-  She rests until quarter past eight.
-  She takes care of Luna.
-  She listens to her teachers at school.
-  She has dinner with her family at half past seven.
-  She writes her diary before she goes to bed.
-  At nine o'clock, she finishes all her homework.



**B. Read Daisy's diary on page 16 again and write True (T) or False (F).  
Then correct the False statements.**

1. Daisy's lessons start at nine o'clock.  
Daisy's lessons start at half past eight. False

2. She arrives home at 4 p.m.

3. She rests before dinner.

4. After school, she takes care of her dog.

5. She does all her homework in the evening.

6. Before she goes to bed, she writes her diary.

7. She runs errands for her parents in the mornings.

**C. Do you keep a diary? What do you write about?**

**Work with a partner.**

**Ask and answer questions with your partner.**

What time do you get up?

At 7 o'clock.



# GAME TIME

Work in pairs.

Take turns. Ask and answer the questions.

START

What is the time?



What is the date today?



Do you get up early?



When is your English lesson?



What do you do at break time?



What time do your lessons start?

What do you do after school?



What time does your father come home?



Does your brother run errands at home?

FINISH!

# LISTENING



## A. Listen to Mert and put the sentences in order.

- He has lunch at 12 o'clock.
- He takes care of his cat.
- He gets dressed and has breakfast at 7:30 a.m.
- He finishes his homework and helps his mum with the cooking.
- He writes his diary before he goes to bed.
- His school finishes at 3:20 p.m.
- His classes start at 8:30 a.m.
- He arrives at school at 8:15 a.m.
- 1 He wakes up at 7 o'clock every morning.

## B. Talk about your daily routines.



I wake up at 7 o'clock.

# SONG TIME



Listen to the song and complete.



Wake up early.  
It's six fifty.  
Eat and get ready.  
Say bye to your mommy.

Visit your grandparents.  
Run their .....  
..... of the rabbits.  
Give them carrots.

Write your .....  
It's .....  
Are you sleepy?  
Your bed is ready.

## PROJECT TIME

Ask and answer questions as in the example.

Complete the chart with your and your friend's after school activities.

	16:00	17:30	20:00	21:45
You	play football			
Your friend				



What do you do  
at four o'clock after school?

I play football.



### CHECK YOURSELF

At the end of this unit,

I can describe what people do regularly.

I can tell the time and dates.

Put a tick ✓ if you can, put a cross X if you can't.

If you can't, ask your teacher/peer for help or revise the unit.


# PRACTICE TIME




## 1. Write the time.




1. It's quarter to five.



2.




3.



4.




5.



6.


## 2. Draw the time.

1.




It's twenty to two.

2.




It's quarter past four.

3.




It's nine o'clock.

4.




It's five past seven.

5.



It's ten to twelve.

6.



It's half past five.

**3. Look at the chart.**

**Ask and answer questions about Joe's daily routines.**



<u>Routines</u>	<u>Time</u>
1. go to school	8:15 a.m.
2. lessons start	8:30 a.m.
3. have lunch	12:10 p.m.
4. lessons finish	3:40 p.m.
5. play tennis	4:00 p.m.
6. attend drama club	5:00 p.m.
7. rest	6:30 p.m.
8. do homework	8:15 p.m.

What time does Joe get up?

At 8:15.



4. Look at the pictures and complete the text with the suitable verbs below. There is an extra one.



I'm Mustafa. I'm a student at Atatürk Secondary School. I ..... (1)



at seven o'clock. Then I ..... (2)



and get dressed. My lessons

.....(3)



at 8:20. My school finishes at 3:15. I ..... (4)



my uncle, Mehmet after school. After that, I ..... (5)



a traditional folk dance

course. I .....(6)




before dinner. I go to bed at 10 o'clock.



# My Visual Dictionary

Prepare your visual dictionary with the new words in the unit.



**What is your favourite food?**

**Do you have breakfast with your family?**



# UNIT 2

## YUMMY BREAKFAST



## WARM UP

**A. What time do you have breakfast?  
What do you have for breakfast?  
Share your opinions with your friends.**



**B. Look at the pictures on pages 28 and 29.  
Match the food and drinks with the photos.**

milk

pancake

Turkish bagels

tomato

muffin

cereal

jam

fruit juice



## TIP CORNER

Can I have some honey?



Sure.



No, it's all gone.

Do you want some milk?



Yes, please.



No, thanks. I don't like milk.

I don't want any milk.




## LISTENING



**A. Listen to the dialogues and number the pictures.**

a.



b.



c.



d.



# PRACTICE

## A. Read and write the names under the breakfasts.



I am Defne. I like cheese, olives, eggs, butter and honey for breakfast.

My name is Pierre. I have pancakes for my breakfast. But muffin is my favourite.



My name is Jane. I have cereal with milk at breakfast.



I'm Carlo. I like croissant and fruit juice in the mornings.



1.



2.




3.



4.

**B. Group the healthy and unhealthy food in the box.**

muffin      croissant      tomato      chips      butter  
 olives      sausages      cheese      salami      egg




**Healthy Food**

- .....
- .....
- .....
- .....
- .....

**Unhealthy Food**




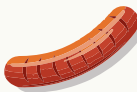
- .....
- .....
- .....
- .....
- .....



**SPEAKING**



**Draw the food and drinks you like and don't like. Then say.**

I like 				
I don't like 				

I like honey, but I don't like sausages.





# READING



## A. Read the text and write the correct forms of the highlighted words in the boxes.

Hi! I'm Emir. I wake up early in the mornings. I have breakfast at 7:30 a.m. I like Turkish ① **bgsale**, ② **toaestom**, cucumbers and cheese for breakfast. I also eat ③ **gegs**. They are very nutritious and I like them very much. I don't like tea or coffee. I drink ④ **onarge jicue** at breakfast. I don't like ⑤ **rsicanstos**, but I love ⑥ **secnakap**. They are my favourite.

1. ....

2. ....

3. ....

4. ....

5. ....

6. ....

## B. Read the text again and write True (T) or False (F) . Then correct the False statements.

- Emir wakes up at 7:30 in the mornings.
- He likes pancakes very much.
- He doesn't have tea or coffee for breakfast.
- He thinks eggs aren't healthy.
- He has bagels, tomatoes, cucumbers and cheese for breakfast.
- He always has croissants and coffee for breakfast.

# SONG TIME

Listen to the song and complete.



Good morning to everyone.  
Now, it is ..... time.  
Come and eat some .....  
It's so yummy! Yes, so yummy!  
Yummy!

Breakfast is very healthy.  
It makes you strong and happy.  
You can drink ..... or .....  
It's so yummy! Yes, so yummy!  
Yummy!

You should eat ..... and .....  
Sometimes you can eat .....  
You can also have grapes.  
It's so yummy! Yes, so yummy!  
Yummy!

## READING



### A. Read the text and write True (T) or False (F) .

Then correct the False statements.

**Mr. Hunter:** Good morning, everybody! Welcome to "It's Breakfast Time" on Chefs' Channel. Today, we are talking about the breakfast habits of different countries. We have some guests.

Here we have a chef from the UK., Mr. Cook.

Hi, Mr. Cook. What do the British people have for breakfast?

**Mr. Cook:** Hi, Mr. Hunter. In Britain, we have eggs, sausages, mushrooms and baked beans for breakfast. We also like tea with milk at breakfast.

**Mr. Hunter:** Thank you, Mr. Cook. Now, it's time to see what Spanish people have for breakfast. Mrs. Cocinero is giving information about the traditional Spanish breakfast.

**Mrs. Cocinero:** Spanish people have toast and fruit juice for breakfast. We have different kinds of toasts.

**Mr. Hunter:** Thank you, Mrs. Cocinero. What about you, Mr. Aşçı? Can you talk about breakfast habits of Turkish people?

**Mr. Aşçı:** We have olives, cheese, eggs, tomatoes, butter and honey in Turkey.

**Mr. Cook:** It sounds yummy!

**Mr. Hunter:** Thanks for joining our programme.

1. There are four chefs in the programme.

2. British people drink tea with milk at breakfast.

3. Spanish people have toast and fruit juice for dinner.

4. People have a big breakfast in Turkey.

5. Mr. Cook thinks Turkish breakfast is yummy.

**B. Which breakfast do you like or don't like in the text on page 35? Why?**



I like ..... breakfast.  
Because .....

**C. Ask and answer questions about your friend's breakfast preferences.**

Which breakfast do you like?

What do Spanish people have for breakfast?

I like Spanish breakfast.

They have toast and fruit juice.



## SPEAKING



Read and make similar dialogues. Use the food and drinks on the menu.



**Waitress:** Good morning. Welcome to Luca's!

**Mr. Sodini:** Good morning. What can I have for breakfast?

**Waitress:** Do you like a croissant with coffee?

**Mr. Sodini:** No, thanks. I don't like them. They are not nutritious.

**Waitress:** Do you want an omelette?

**Mr. Sodini:** Yes, it's my favourite. Can I have some apple juice with it, please?

**Waitress:** Sorry, it's all gone. What about orange juice?

**Mr. Sodini:** Sure.






**Waitress:** Enjoy your breakfast.

**Mr. Sodini:** Thank you!

Food	MENU	Drinks
• omelette 3 €	• LUCA'S	• coffee 2 €
• cereal 2 €		• milk 2 €
• muffin 2 €		• tea 2 €
• pancake 3 €		• lemonade 3 €
• sausage 3 €		• orange juice 3 €
• toast 4 €		• apple juice 3 €
• croissant 3 €		

# PRACTICE

Look at the chart and make sentences as in the example.

					
<b>Selen</b>	✓	✓	✗	✗	✓
<b>Kaan</b>	✗	✗	✓	✗	✓
<b>Ada</b>	✗	✓	✓	✓	✗
<b>Enes</b>	✓	✗	✗	✓	✓
<b>Canan</b>	✗	✓	✓	✗	✗

1. Selen likes toast, omelette and coffee, but she doesn't like cereal and orange juice.

2. ....

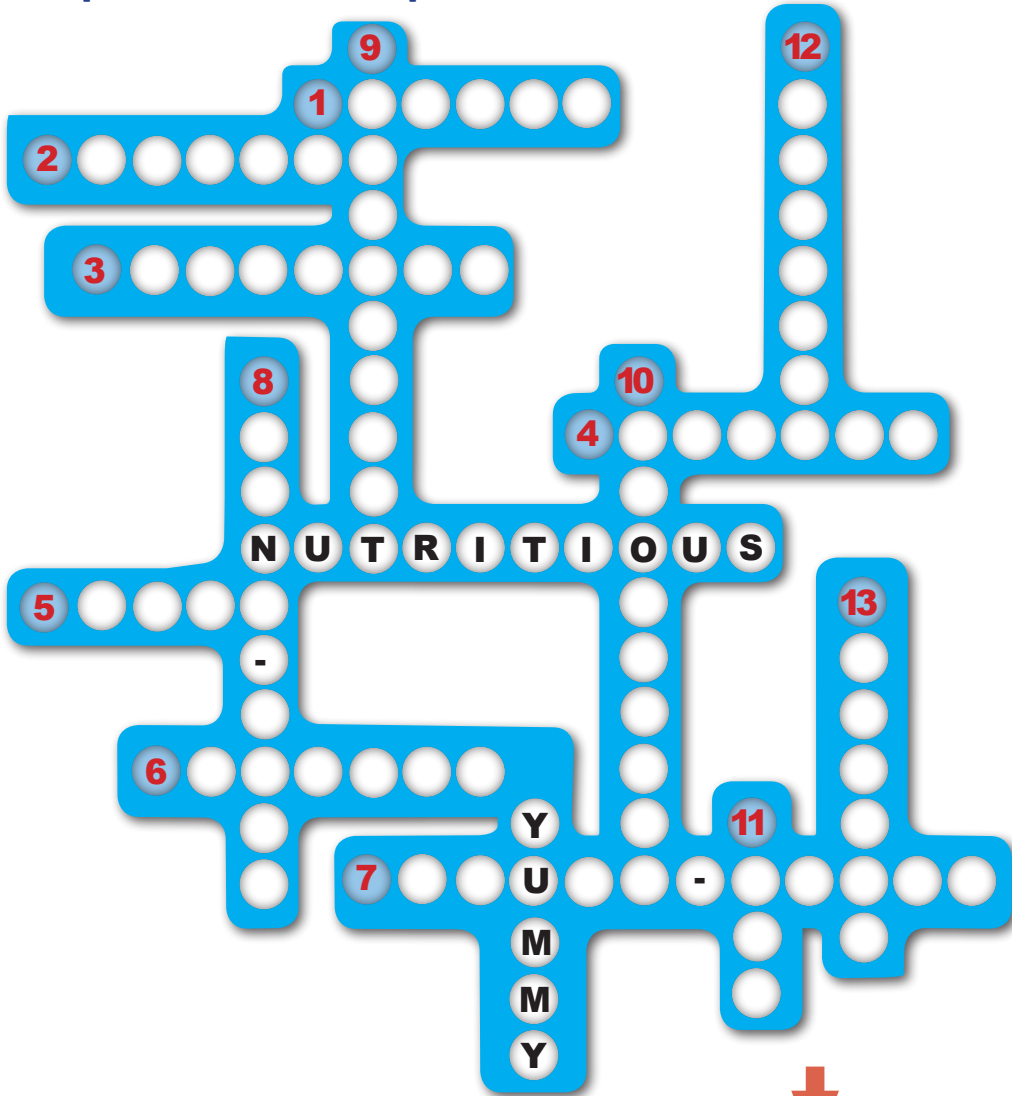
3. ....

4. ....

5. ....

# GAME TIME


Look at the pictures and do the puzzle.



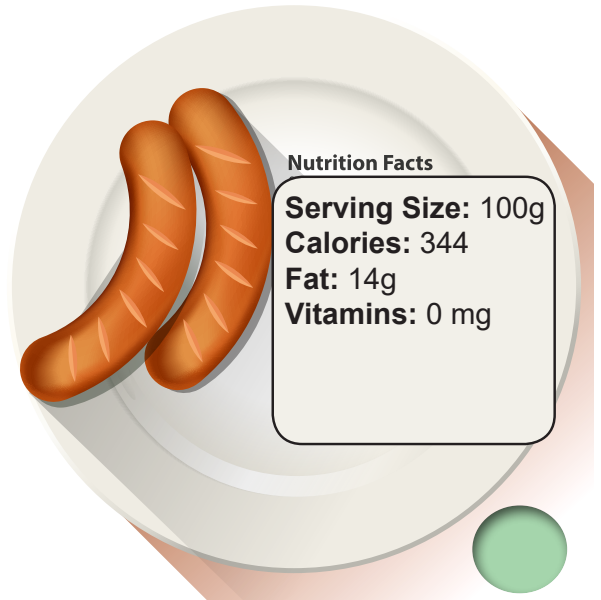
# READING



A. Read the nutrition facts on the labels.  
Tick ✓ the healthy one.




**Nutrition Facts**  
Serving Size: 100g  
Calories: 145  
Fat: 15g  
Vitamins:  
3.8mg Vitamin A  
1.4mcg Vitamin K



**Nutrition Facts**  
Serving Size: 100g  
Calories: 344  
Fat: 14g  
Vitamins: 0 mg

B. Search and write the nutrition facts of the food below.  
Then decide which one is more nutritious.

**1**



**Nutrition Facts**  
Serving Size: 100g  
Calories:.....  
Fat: .....  
Vitamins:.....

**2**



**Nutrition Facts**  
Serving Size: 100g  
Calories:.....  
Fat: .....  
Vitamins:.....







# PRACTICE TIME



1. Match the words with the pictures.



a. Butter



b. Croissant




c. Turkish Bagel




d. Honey

e. Sausage




f. Cheese



g. Coffee

h. Muffin



i. Milk

j. Bread



2. Listen and complete the dialogues.



Practice Time

a. What do we have for breakfast?

b. Enjoy it!

c. It's my favourite.

d. Sorry, it's all gone.

A

Mom: Anthony! It's breakfast time! Come here, honey!

Anthony: OK, mom! I'm coming. 1. \_\_\_\_\_

Mom: We have Turkish bagels, butter, eggs, cheese and tomatoes.

Anthony: Do we have honey?

Mom: 2. \_\_\_\_\_ Do you want jam?

Anthony: Oh, yummy. 3. \_\_\_\_\_ I like it.

Mom: 4. \_\_\_\_\_

Anthony: Thank you, mom.

a. I don't like junk food.

b. Can I have some coffee?

c. No, thanks.

B

Claire: 1. \_\_\_\_\_

Waiter: Sure. Do you want a croissant with it?

Claire: 2. \_\_\_\_\_

Waiter: What about a muffin?

Claire: No, 3. \_\_\_\_\_ Can I have some milk with my coffee?

Waiter: Of course, madam.

Claire: Thank you.

Waiter: Enjoy it.

3. Look at the the pictures and make sentences.



1. I like muffins but I don't like pancakes.

2. ....

3. ....

4. ....

5. ....

6. ....

4. Put the words in the correct order.

1. like/I/and/juice/croissants/apple/.  
I like croissants and apple juice.
2. fast/sausages/Are/food/?  
.....
3. and/are/Cheese/very/olives/nutritious/.  
.....
4. My/does/like/not/father/pancakes/.  
.....
5. is/What/favourite/your/food/?  
.....

# My Visual Dictionary

Prepare your visual dictionary with the new words in the unit.



**Where do you live? In a city or in a village?**

**Is your hometown crowded?**



# UNIT 3

## DOWNTOWN



## WARM UP

**A. Where do you live? In a city or in a village?  
Do you like your hometown? Why?  
Share your opinions with your friends.**



1



3



2





**B. Look at the pictures on pages 48 and 49.  
Match the words and phrases with the photos.**

- skyscraper
- feed the animals
- kiosk
- town
- downtown
- traffic jam
- farm

4



5



6



7



## TIP CORNER



Konya is larger than Burdur.

A skyscraper is higher than a school building.

Downtown is busier on Mondays.

The street is more crowded than the park.

The city life is more interesting than the country life.

TRACK  
3.1

## LISTENING

**A. Listen to the dialogue and write the names of the cities under the pictures. Then compare these cities.**



**İzmir**

**Bartın**

1. İzmir is more crowded than Bartın.



.....

.....

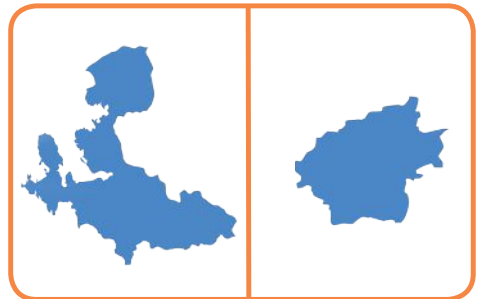
2. ....



.....

.....

3. ....



.....


.....

4. ....

**B. Which city would you like to live in? İzmir or Bartın? Why? Compare them.**

# PRACTICE

Look at the pictures and circle the correct one.



1. Liz is taller/shorter than Carla.




2. The city is busier/more relaxing than the village.



3. The park is noisier/quieter than the shopping center.



4. The hospital is higher/lower than the skyscraper.



5. The museum is bigger/smaller than the kiosk.




6. The downtown is more crowded/more peaceful than the village.

# SPEAKING






A. Ask and answer questions about the pictures as in the example.



Which is more nutritious?  
A hamburger or an omelette?

An omelette is more nutritious  
than a hamburger.



B. Look at the characters and compare them. Use the adjectives in the box.



## TIP CORNER 2

What is she doing now/at the moment?  
- She is feeding the animals.

What are you doing right now?  
- I'm reading a book right now.



## LISTENING



A. Listen to Emily and write the names under the pictures.

Timothy



Betty

Charlie

~~Emily~~

Ted

John



**B. Look at the pictures in Listening activity A on page 53.  
Ask and answer questions as in the examples.**



What is Emily doing at the moment?

She is feeding the chickens.



Who is washing the car ?

Ted .

## PRACTICE

**Look at the pictures and make sentences.**



**1**



**2**



**3**



**4**



**5**



**6**



**7**




**8**

- |                                  |         |
|----------------------------------|---------|
| 1. She is running at the moment. | 5. .... |
| 2. ....                          | 6. .... |
| 3. ....                          | 7. .... |
| 4. ....                          | 8. .... |

# GAME TIME

**Cut out the tangram pieces on page 189.  
Then paste them on the picture to complete the tangram.  
Describe what people are doing in the picture.**

**Be careful!**



## READING



**A. Read the text. Correct and rewrite the sentences according to the text.**



Hi! I'm Mete. Today, we are having a barbecue party. My uncle, Celal and his family are also here with us. My uncle is older than my father.

My father is preparing the barbecue with my uncle. My mother and my cousins are setting the table. My cousins' names are Çınar and Pelin. Pelin is taller and slimmer than Çınar.

My grandpa is taking a nap and my grandma is knitting right now. My sister and I are playing football at the moment. I'm younger than my sister, but I am faster than her.

1. We are having a birthday party.  
.....

2. My uncle is younger than my father.  
.....

3. Pelin is shorter and thinner than Çınar.  
.....

4. My grandmother is sleeping.  
.....

5. My sister and I are playing chess.  
.....



**B. Read the text on page 56 again and answer the questions.**

1. Are Mete's cousins preparing the barbeque?

\_\_\_\_\_ .

2. Is Mete younger than his sister?

\_\_\_\_\_ .

3. What is Mete's grandpa doing?

\_\_\_\_\_ .

4. Who is knitting right now?

\_\_\_\_\_ .

5. Who is faster? Mete or his sister?

\_\_\_\_\_ .

# SONG TIME

**Listen to the chant and complete.**



Up, down  
Up and down  
Stands a .....  
In the .....

Country or city?  
Which is .....?  
It's not easy  
Living in a .....

## PROJECT TIME

### A. Prepare a poster about the city and village life.

Make sentences about the advantages and disadvantages of living in a city and in a village.

### B. Form two groups in the class.

Present your posters.

Discuss which one is better? Living in a city or in a village? Why?



### CHECK YOURSELF

At the end of this unit,

I can describe places.

I can describe what people are doing now.

Put a tick ✓ if you can, put a cross X if you can't.

If you can't, ask your teacher/peer for help or revise the unit.



**1. Read the information about the giraffes.  
Write True (T) or False (F) and correct the False statements.**

**STATI**  
Age: 9  
Height:160cm  
Weight:45kg


**FORKI**  
Age: 15  
Height:175cm  
Weight:85kg

**OBELI**  
Age: 13  
Height:195cm  
Weight:75kg

**ASTERI**  
Age: 11  
Height:150cm  
Weight:90kg

1. Stati is slimmer than Obeli.  
.....
2. Stati is heavier than Asteri.  
.....
3. Obeli is shorter than Asteri.  
.....
4. Forki is taller than Asteri.  
.....
5. Forki is younger than Obeli.  
.....
6. Obeli is older than Asteri.  
.....

## 2. Write the comparative forms of the adjectives.



1. A lion is ..... **stronger than** ..... (strong) a cat.



2. The city life is ..... (enjoyable) the village life.



3. London is ..... (crowded) Exeter.



4. Whales are ..... (big) dolphins.



5. Antalya is ..... (hot) Ardahan.



6. Cinderella is ..... (beautiful) the witch.



## 3. Read the dialogue and write the names of the children in the boxes.

**Liz:** Do you like the city life or the village life?

**Jack:** I like the village life. Because the village is quieter and cleaner.

**Liz:** I think the village life is boring. There is nothing to do. So, the city life is more enjoyable than the village life.

**Jack:** But cities are crowded and noisy. There is always a traffic jam in the downtown.

**Liz:** You are right but I love shopping and there are a lot of shopping centres in the cities.

**Jack:** But you can grow your own vegetables and fruit in your garden in the village. They are healthier and better.

- .....
1. The village life is more boring than the city life.
- .....
2. The village is quieter and cleaner.
- .....
3. Fruit and vegetables are healthier in the village.
- .....
4. Cities are more crowded and noisier.
- .....
5. The city life is more enjoyable than the village life.

4. Match the pictures with the sentences. Then read the sentences aloud.



- 1. Jane and Janet are making a cake.
- 2. Sue is helping her mother in the kitchen.
- 3. Liz and Tom are feeding a street dog.
- 4. George is watering the flowers.
- 5. Kevin is reading a book.
- 6. Donald is resting.

## 5. Put the words in the correct order.

1. A bike / than / a train / slower / is

**A bike is slower than a train.**

2. than / Bilecik / more crowded / is / İstanbul

3. taking / is / a nap / at the moment / My grandmother

4. than / larger / is / Kilis / Konya

5. are / cooking / now / My parents

6. than / Skyscrapers / higher / are / kiosks

7. is / summer / Bodrum / busier / in

8. feeding / now / He / the street cats / is

## 6. Circle the odd one.

1. school skyscraper **better** kiosk

2. town quiet village downtown

3. right now at the moment now everyday

4. hometown clean safe cheap

5. middle aged young slow old

# My Visual Dictionary

Prepare your visual dictionary with the new words in the unit.



downtown



**What is the weather like in your city?**

**What is the temperature?**





# UNIT 4

## WEATHER AND EMOTIONS



## WARM UP

**A. What is the weather like in your hometown today?**

**Which of the weather conditions on pages 66 and 67 do you see in your hometown?  
Share your opinions with your friends.**



**B. Look at the pictures on pages 66 and 67.  
Match the weather conditions with the photos.**

- sunny
- freezing
- dry
- hailing
- stormy
- cloudy
- rainy
- windy
- lightning



## TIP CORNER

What is the weather like in Giresun in winter?

- It's rainy and foggy.

How do you feel on rainy days?


- I feel sleepy.



## LISTENING





**A. Listen to the dialogue and tick the weather conditions you hear.**




# PRACTICE

Match the pictures with the sentences.




- a. It's foggy. I feel moody.
- b. The weather is cloudy. I feel sleepy.
- c. I feel scared because it's lightning outside.
- d. It's sunny and warm in spring. I feel happy.
- e. It's hailing at the moment. I feel anxious.
- f. I feel upset because it's cold and rainy.



# SPEAKING



Look at the pictures and ask. Answer the questions as in the example.



What is the weather like in Alaska?

It is snowy.

What's the temperature?

It's minus 34 degrees Celsius.




# PRACTICE

Look at the pictures and complete the postcard.



Date: 17, December

Dear Cemre,

I'm your penfriend from Rome, Italy. Rome is a small but crowded city. It is usually  ..... and  ..... in winter. I feel  ..... on these days. But it's  ..... and  ..... in summer and I feel..... 

The weather is fabulous in spring. The temperature is above 18 degrees Celsius.

What's the weather like in your city?

Love  
Paola


# LISTENING



**A. Listen to the dialogue and match the weather conditions with the emotions.**




Barbara



Happy

Moody

Sad



Anxious

Moody

Happy



Alan



Anxious

Moody

Happy



Energetic

Happy

Scared

**B. Listen to the dialogue again.**

**Write True (T) or False (F) and correct the False statements.**

1. Alan feels moody on rainy days.

---

  2. Barbara likes reading on sunny days.

---

  3. Alan feels scared on stormy days.

---

  4. Barbara likes reading on rainy days.

---

  5. Alan is energetic on sunny days.

---

  6. It is rainy next weekend.


---



## SPEAKING



**A. Talk about how you feel in the weather conditions below.**



I feel happy on rainy days.

**B. Ask and answer questions about how you and your friends feel in the weather conditions in exercise A.**


How do you feel on rainy days?

I feel moody on rainy days.



# GAME TIME

Circle the correct choice in each sentence and draw the way to the finish.



START

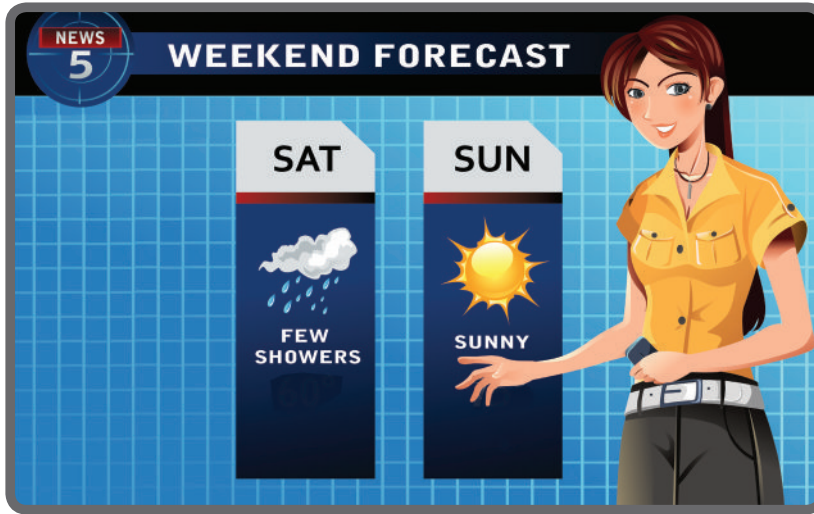
FINISH

1. Ankara is colder (R5) / more cold (L2) than Antalya. (Draw 5 boxes to the right.)
2. It is cold and snowy in Turkey in summer (D3) / winter. (U2)
3. It's not snowy in the desert (R6) / mountains. (L4)
4. It's raining. Don't forget to take your umbrella (D5) / sun glasses. (U2)
5. Don't go fishing! It's stormy (L3) / sunny (L8) today.
6. What is the weather like (D3) / look like (U3)?
7. What is the hot (D5) / temperature (R8) in Muğla?

U ↑ Up  
D ↓ Down  
L ← Left  
R → Right



**A. Read the text and complete the chart.**



Good morning!

Here is the weather forecast!

In the north, the weather is windy and cold. It's rainy in the afternoon.

The temperature is 10 degrees Celsius. In the south, you can feel better and happier. Because it's warm and sunny. The temperature is about 20 degrees Celsius. In the west, it is rainy all day today. It's stormy at noon. So, you may feel anxious and scared.

In the middle of the country, the weather is dry and quite windy. The temperature is 11 degrees Celsius. In the east, it is cloudy and rainy. The weather is about 2 degrees Celsius. It may be hailing in the afternoon.

Have a nice day!

	Weather	Temperature	Emotion
East	Cloudy, Rainy, Hailing	2°C	X
West			
North			
South			
Middle			

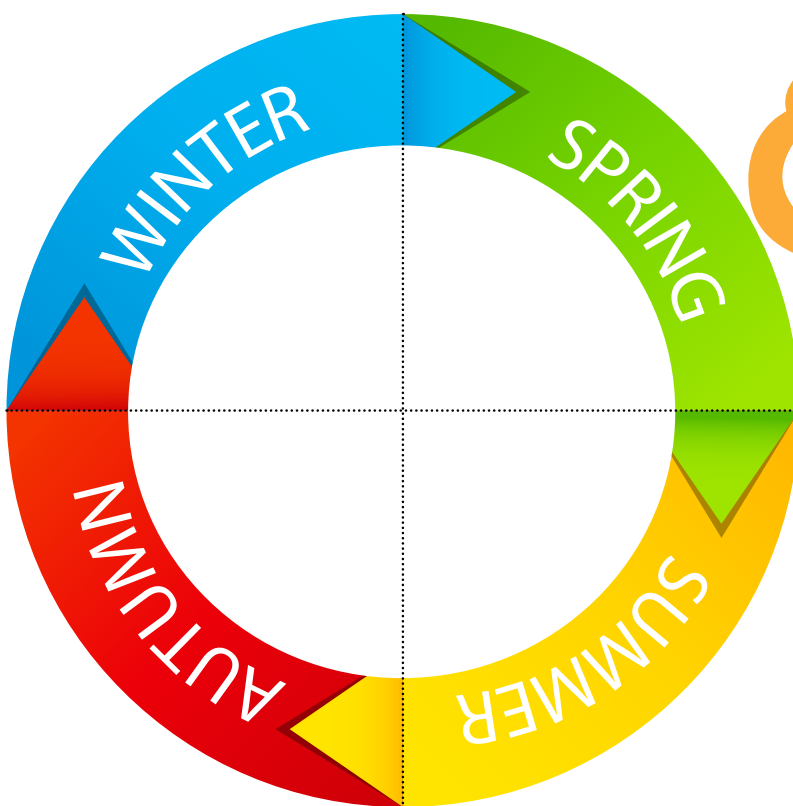
**B. Read the text on page 75 again and answer the questions.**

1. How is the weather in the south?  
.....
2. What's the temperature in the east?  
.....
3. How can you feel on sunny days?  
.....
4. Is it hot or cold in the north?  
.....
5. Do you feel anxious in rainy weather?  
.....

**SPEAKING**



**Draw the weather conditions in different seasons in your hometown. Talk about the weather conditions and your feelings.**




I feel moody in winters because it is always cold and snowy.



# SONG TIME



Listen to the song and complete.



What is the weather like?  
Why are you so .....?  
It's not ....., it's.....  
Don't worry, be happy.  
Be happy, be happy!

What is the weather like?  
Why are you so .....?  
It's not....., it's.....  
Don't worry, be happy.  
Be happy, be happy!

## PROJECT TIME

**Make a poster of two cities.**

**Compare their weather conditions and temperatures. Express your emotions.**

It is rainy and 11° Celsius in New York in spring. I feel moody.  
It's sunny and 19° Celsius in Sydney in spring. I feel energetic.  
New York is colder than Sydney in spring.



	
New York	Sydney
	
11°C	19°C
moody	energetic



### CHECK YOURSELF

At the end of this unit,

I can describe the weather.

I can make simple inquiries.

I can express emotions.

Put a tick ✓ if you can, put a cross X if you can't.

If you can't, ask your teacher/peer for help or revise the unit.



1. Look at the pictures and circle the correct one.

1

It is rainy and she feels moody/sleepy on rainy days.

A pink rectangular card with a white number '1' in the top left corner. On the left, there is a blue cloud with raindrops falling. On the right is a cartoon girl with brown hair and a sad, frowning face. Below the images is a white text box with a black border containing the text: "It is rainy and she feels moody/sleepy on rainy days."

2

It is sunny and she feels sad/happy on sunny days.

A yellow rectangular card with a white number '2' in the top left corner. On the left, there is a bright yellow sun with rays. On the right is a cartoon girl with brown hair and a happy, smiling face. Below the images is a white text box with a black border containing the text: "It is sunny and she feels sad/happy on sunny days."

3

It is foggy and she feels anxious/happy on foggy days.

A green rectangular card with a white number '3' in the top left corner. On the left, there is a grey, foggy scene with bare trees. On the right is a cartoon girl with brown hair and a sad, frowning face. Below the images is a white text box with a black border containing the text: "It is foggy and she feels anxious/happy on foggy days."

4

It is cloudy and she feels anxious/sad on cloudy days.

A light green rectangular card with a white number '4' in the top left corner. On the left, there are blue, fluffy clouds. On the right is a cartoon girl with brown hair and a sad, frowning face with tears in her eyes. Below the images is a white text box with a black border containing the text: "It is cloudy and she feels anxious/sad on cloudy days."

5

It is stormy and she feels scared/happy on stormy days.


A blue rectangular card with a white number '5' in the top left corner. On the left, there is a blue, stormy scene with waves and a cloud. On the right is a cartoon girl with brown hair and a sad, frowning face. Below the images is a white text box with a black border containing the text: "It is stormy and she feels scared/happy on stormy days."


6


It is snowy and she feels anxious/happy on snowy days.

A grey rectangular card with a white number '6' in the top left corner. On the left, there is a snowman wearing a red hat and scarf, surrounded by snow and colorful confetti. On the right is a cartoon girl with brown hair and a happy, smiling face. Below the images is a white text box with a black border containing the text: "It is snowy and she feels anxious/happy on snowy days."

2. Draw lines to make sentences and match them with the pictures.

1. My sister is 25 degrees Celsius. 


2. The temperature likes anxious days. 


3. I feel snowy today. 


1. My sister likes snowy days. ....

2. ....

3. ....

4. It's not snowy cold outside. 

5. My mother very in the today. 

6. It is feels happy desert. 

4. ....

5. ....

6. ....



# My Visual Dictionary

Prepare your visual dictionary with the new words in the unit.



**Do you like fairs?**

**Which one is more exciting? The carrousel or the train ride?**



# UNIT 5

## AT THE FAIR



## WARM UP

- A. Is there a fair in your city?  
What do you think about fairs?  
Share your opinions with your friends.**



**B. Look at the pictures on pages 84 and 85.  
Match the fair rides with the photos.**

Bumper Cars


Roller Coaster

Ferris Wheel

Carrousel

Ghost Train

Train Ride



## TIP CORNER

**Harry:** I think the ghost train is fantastic.

**Ahmet:** I agree. I like the ghost train very much.

**Jenny:** I disagree. I hate it.



## LISTENING



### A. Listen and complete the dialogue.

dull

exciting

better

terrifying

fantastic

fun

**Mr. Forrester:** Hello, young boy! Which rides do you want?

**Tim:** I want to get on the roller coaster.

I think it is (1).....

**Mr. Forrester:** I disagree with you. It can be (2)..... for you. The carrousel is (3)..... for a boy at your age.

**Tim:** Oh, I hate it. I think it is (4).....

The roller coaster is more (5)..... than the carrousel.

**Mr. Forrester:** I'm sorry, you can't get on the roller coaster. You are too young. Do you want to ride the bumper cars?

**Tim:** Yeah! I like them. They are (6).....



**B. Listen to the dialogue on page 86 again and put a tick ✓ or cross X.**

1. Tim wants to get on the ferris wheel.
2. Mr. Forrester thinks the roller coaster is thrilling for him.
3. Tim hates bumper cars.
4. Tim can't get on the roller coaster because he is very old.
5. Tim thinks the roller coaster is more interesting than the carrousel.

## PRACTICE

Look at the pictures and make sentences as in the example.

1

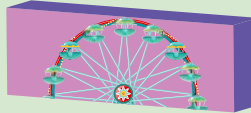
Efe



exciting

2

Can



thrilling

3

Yıldız



terrifying

4

Burcu



fun

5

Burçin



dull

1. Efe thinks the bumper cars are exciting.

2. ....

3. ....

4. ....


5. ....

## PRACTICE

Circle the correct one.



1. Donald: I think/I don't think roller coasters are terrifying.  
Michelle: Yes, you are right. I hate roller coasters.




2. Donald: I love ghost trains.  
Michelle: I disagree/I think they are terrifying.



3. Donald: There are many funny/boring things at the fair.  
Michelle: I agree. Bumper cars and ferris wheel are crazy.



4. Donald: What do you think about carrouseles?  
Michelle: I think they are dull/fantastic. I like them.



5. Donald: I think fairs are exciting/boring places.  
Michelle: I agree/I disagree. I think they are thrilling.





## SPEAKING



### A. Work in pairs.

Read and make similar dialogues with the places and things below.  
Then act out.



**Koray:** What do you think about the carrousel?

**Kayra:** I hate it. I think it is boring.

**Koray:** I disagree. I think the carrousel is interesting and fun.



Ferris Wheel



Bumper cars



Fair



Roller Coaster

# READING



## A. Read the dialogue and write True (T) or False (F). Then correct the False statements.

**Rüzgar:** Look at the poster! There is a carnival in the town.

**Ada:** Wow! I love carnivals. There is a fair, too.

**Rüzgar:** The roller coaster is my favourite. It's amazing!

**Ada:** Oh! I disagree. I think it is terrifying. I don't like it. I love the train ride and the carousel. They are fun.

**Rüzgar:** Carousel? Ooh, no! It's very boring. I hate it. I think the ghost train is more exciting than the carousel.

**Ada:** But the ghost train is horrible. I feel scared. I like bumper cars. They are so crazy!

**Rüzgar:** Yeah! I agree. Bumper cars are fun. We can ride the bumper cars together, then.

1. Rüzgar thinks the roller coaster is amazing.

2. Rüzgar thinks the carousel is more exciting than the ghost train.

3. Ada thinks the ghost train is amazing.

4. Ada doesn't agree with Rüzgar about the roller coaster.

5. Rüzgar and Ada decide to ride the ghost train.

## B. Read the dialogue again and answer the questions.

1.

Does Ada like carnivals?

.....

2.

What does Ada think about ghost trains?

.....

3.

Who doesn't like carousels?

.....

4.

Does Ada agree with Rüzgar about the roller coaster?

.....

5.

Ada and Rüzgar think bumper cars are crazy and fun. What do you think about bumper cars?

.....

C. Read the poster and complete the sentences with the words and phrases in the boxes.



6 to 11

downtown

5 Turkish liras

22-24 January

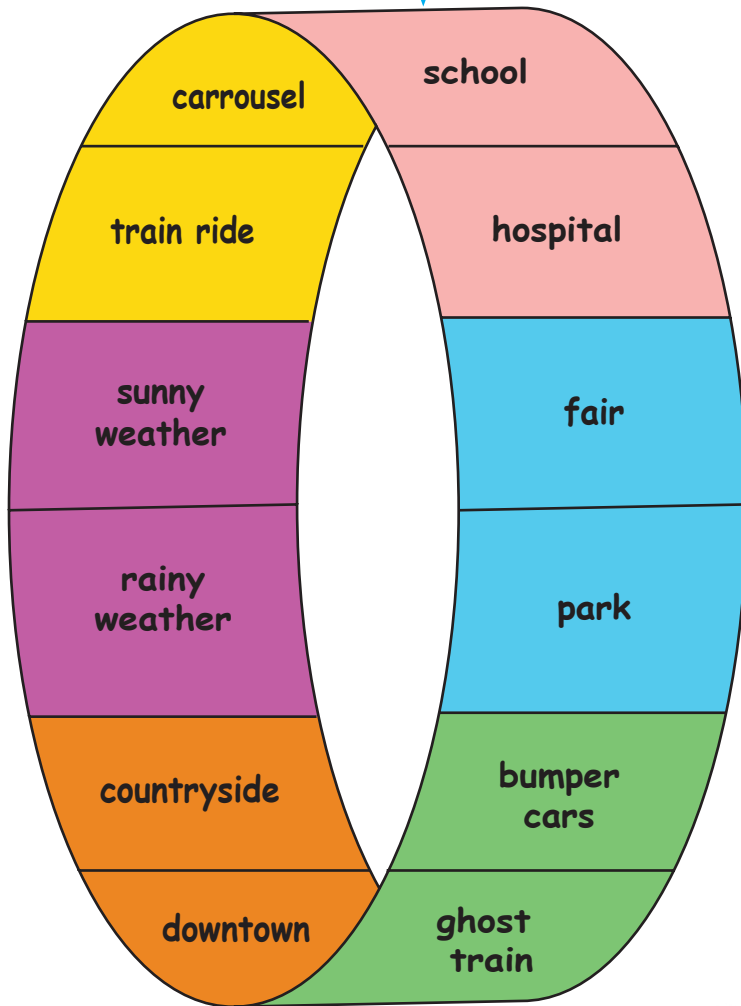
fair

1. The carnival is in the .....
2. Each ride is .....
3. There is a ..... in the carnival.
4. The carnival is open from ..... p.m.
5. The carnival is on .....

# GAME TIME

Compare the things and places in the same colour on the wheel.

START



I think school is more interesting than hospital.



# SONG TIME

Listen to the song and complete.



Let's go to the fair today!  
Everybody come and play!  
I like .....  
Come and sit side by side.

Let's go to the fair today!  
Everybody come and play!  
I like .....  
Come and sit all together.

Let's go to the fair today!  
Everybody come and play!  
I like .....  
Come and see how it feels.

## PROJECT TIME

**Make a 3D fair or a fair poster.**

**Express your feelings and opinions about the fair.**



I like ferris wheels.  
I think they are amazing.



### CHECK YOURSELF

At the end of this unit,  
I can describe places.

I can express feelings.

I can express likes and dislikes.

I can state personal feelings.



Put a tick ✓ if you can, put a cross X if you can't.  
If you can't, ask your teacher/peer for help or revise the unit.



1. Unscramble the words.

1

B P R S M C E U R A

.....

2

C A L O R S E U R

.....

3

E T S E O A L R O L R C

.....

4

F L I S R W H R E E

.....

5

T G A T I O R N H S

.....

**2. Look at the pictures and complete the sentences with the emotions.**

1. I don't like ghost trains. They are .....



2. I think carrousel are .....



3. I hate ferris wheels. They are .....



4. I think fairs are .....



5. Roller coaster is more ..... than train ride.



**3. Put the phrases in the correct blanks.**

I agree

I disagree

I think

I like

I hate

- Elif: I think roller coasters are terrifying.  
Richard: ..... They are amazing and fun.
- Chris: What do you think about carrousel?  
Barbara: .....they are fantastic.
- Margaret: I hate the ghost train. It's horrible.  
Dorothy: ..... The train ride is more fun than the ghost train.
- Deborah: Look! A carnival! Let's go there together.  
Jeff: Oh, no! I ..... carnivals. They are noisy places.
- Brian: .....fairs. They are interesting and amazing places.  
Murat: I agree. There are many fun things at the fair.



#### 4. Listen to the dialogues and put the sentences in order.

a

- I think they are amazing. You can find natural and nutritious food in villages.
- 1 What do you think about villages?
- I agree. You can have fresh air, too.

b

- Because they are frightening.
- No, I hate them.
- Do you like ghost trains?
- Why do you hate them?

c

- I'm sorry, I can't. The weather is cold and windy.
- What about flying a kite then?
- Let's go to the beach and swim!
- I think it is fantastic.

d

- I agree. I don't like it.
- Do you like ferris wheel?
- Oh, no! I think it is boring.

e

- I disagree. I think they are very crowded and dangerous.
- Do you think fairs are fun?
- Yeah, I like them much. What about you?

5. Look at the pictures and make sentences as in the example.



1

fantastic

Bumper cars are more fantastic than carrouseles.



2

terrifying




3

fast



4

boring




5

amazing

.....

# My Visual Dictionary

Prepare your visual dictionary with the new words in the unit.



**What does your father do?**

**What can he do?**



# UNIT 6

## OCCUPATIONS



## WARM UP

**A. What is your dream job? Why?  
What should you do to reach your goal?  
Share your opinions with your friends.**



**B. Look at the pictures on pages 102 and 103.  
Match the occupations with the photos.**

- cook
- driver
- dentist
- worker
- mechanic
- architect
- engineer
- tailor
- salesman
- hairdresser
- manager
- lawyer



## TIP CORNER

What does your father do?  
- He is a tailor.

What can he do?  
- He can cut and sew fabric.



## LISTENING



**A. Listen to the conversation and write the names and jobs under the photos. Then match the photos with the sentences.**



1  
Mr.Yapıcı - mechanic



2  
..... - .....



3  
..... - .....



4  
..... - .....



5  
..... - .....



6  
..... - .....

- a. She can draw the plans of buildings.
- b. He can pull out teeth.
- c. She can defend people at courts.
- d. He can drive cars and lorries.
- e. She can cut, dye and design hair.
- f. He can repair cars.





# PRACTICE

Read the sentences and write the occupations.

WHO AM I?



1. I can examine patients.

doctor

2. I can cook delicious meals.

3. I can sew nice suits.

5. I can take orders and serve.

6. I can build roads, bridges and buildings.

7. I can make and sell bread.

## SPEAKING



Work in pairs. Think about your dream job.

Ask and answer the questions to find out each other's dream jobs.

Can you build a house?

What can you do?

Are you a tailor?

No, I can't.

I can cut and sew fabric.

Yes, I am.



## TIP CORNER

**I** *am* at the school today.  
**I** *was* at the fair yesterday.

**He** *is* 12 years old now.  
**He** *was* 10 years old two years ago.

**We** *are* 6<sup>th</sup> graders this year.  
**We** *were* 5<sup>th</sup> graders last year.



## PRACTICE

Complete the sentences with "was/were-am/is/are".

1. My father ..... retired now.  
He ..... a driver four years ago.
2. I ..... at the park with my friends yesterday.
3. Suna and I ..... in Datça now.  
We ..... in Fethiye last summer.
4. They ..... at the concert last night.
5. The weather ..... sunny today, but it ..... rainy yesterday.

## TIP CORNER

### Dates:

- 10<sup>th</sup> of February → The tenth of February  
23<sup>rd</sup> of May → The twenty third of May  
1990 → Nineteen ninety  
2005 → Two thousand and five

I was born on (the) 10<sup>th</sup> (of) February, 2005.  
My mother was born in 1985.



### Read and complete.

#### Ordinal Numbers

- 1<sup>st</sup> → First  
2<sup>nd</sup> → Second  
3<sup>rd</sup> → Third  
4<sup>th</sup> → Fourth  
5<sup>th</sup> → Fifth  
6<sup>th</sup> → .....  
7<sup>th</sup> → .....  
8<sup>th</sup> → Eighth  
9<sup>th</sup> → Ninth  
10<sup>th</sup> → .....  
11<sup>th</sup> → .....  
12<sup>th</sup> → Twelfth  
13<sup>th</sup> → Thirteenth  
14<sup>th</sup> → .....  
15<sup>th</sup> → .....  
16<sup>th</sup> → .....  
17<sup>th</sup> → .....  
18<sup>th</sup> → .....  
19<sup>th</sup> → Nineteenth  
20<sup>th</sup> → Twentieth  
21<sup>st</sup> → Twenty-first  
22<sup>nd</sup> → Twenty-second  
23<sup>rd</sup> → Twenty-third  
24<sup>th</sup> → .....  
25<sup>th</sup> → .....  
26<sup>th</sup> → .....  
27<sup>th</sup> → Twenty-seventh  
28<sup>th</sup> → .....  
29<sup>th</sup> → .....  
30<sup>th</sup> → .....  
31<sup>st</sup> → .....

## PRACTICE

### Write the dates in the blanks.

- 3 March, 1987  
**The third of March, nineteen eighty seven.**
- 15 October, 1928  
.....
- 21 January, 2008  
.....
- 13 June, 1964  
.....
- 20 February, 2012  
.....
- 28 August, 1983  
.....
- 19 May, 1919  
.....
- 1 December, 2003  
.....

## LISTENING



A. Listen to the text and tick the correct answer in each line.



Kemal Sunal

1.  Singer  Actor  Artist

2.  1<sup>st</sup> January 1951  23<sup>rd</sup> June 1938  10<sup>th</sup> November 1944

3.  İstanbul  Ankara  İzmir

4.  Worker  Mechanic  Manager

5.  Hababam Sınıfı  Çöpçüler Kralı  Tatlı Dillim

6.  20<sup>th</sup> October 1976  22<sup>nd</sup> September 1977  12<sup>th</sup> December 1970

7.  27<sup>th</sup> March 1985  7<sup>th</sup> January 1984  17<sup>th</sup> February 1983

# SPEAKING



Ask and answer questions as in the example.



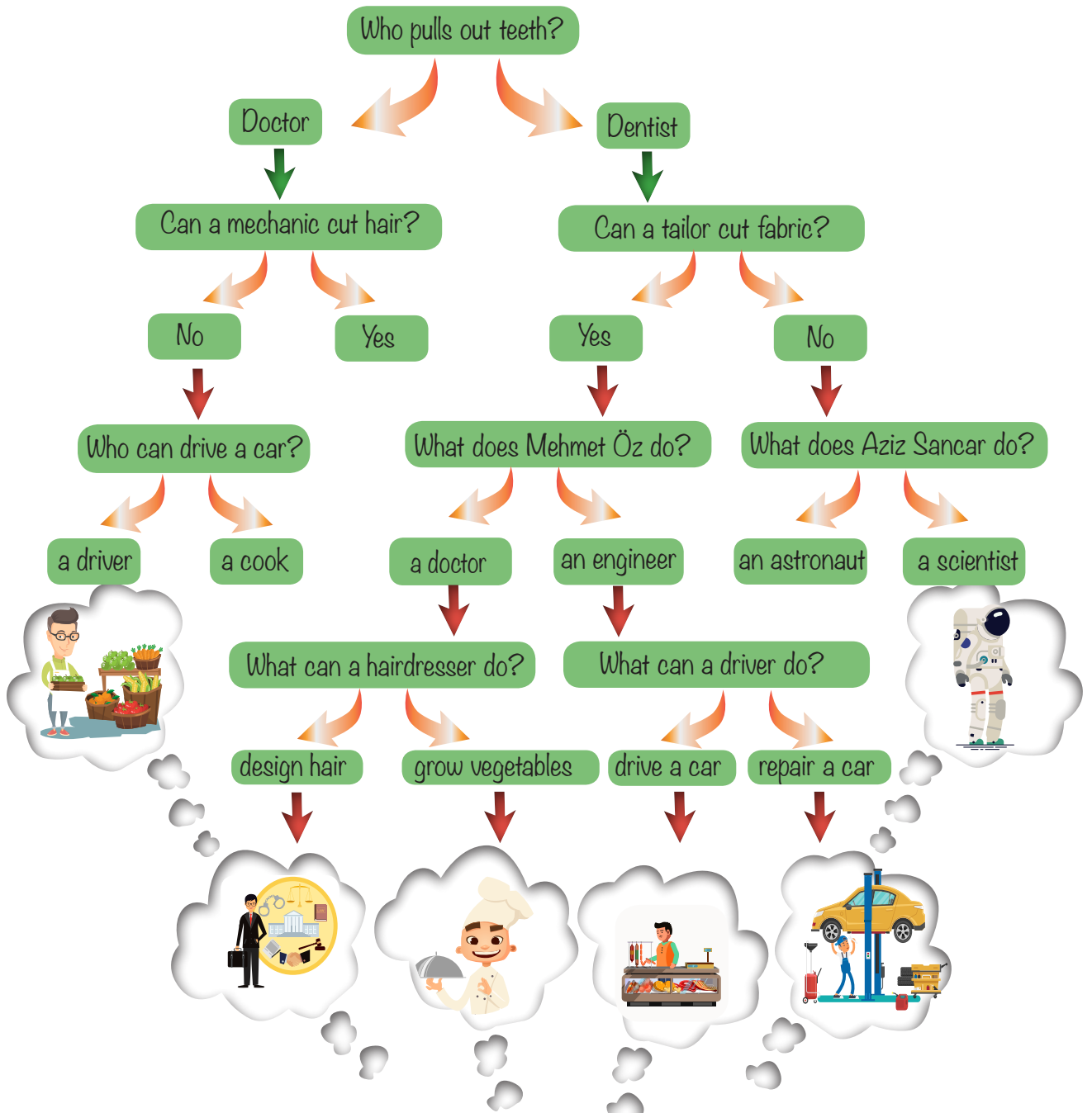
When was Mine born?

She was born on the seventeenth of January, 1980.



# GAME TIME

Trace and find Tom's dream job.



I want to be a/an.....

# READING



**A. Read the text and write True (T) or False (F).  
Then correct the False statements.**



Hi, I'm Deren. I was born in Muğla, in 2006. This is my family. My father was born on 13<sup>th</sup> June, 1975. He is a mechanic and he can repair cars. My mother was born on 14<sup>th</sup> May, 1976. She is younger than my father. She is a saleswoman. She works at a shopping centre.

My elder sister, Suzan is a tailor. She can sew beautiful dresses and suits. My brother, Hakan is a student at a primary school. My grandma was a nurse and my grandpa was an engineer. They are retired now. It was my grandpa's 80<sup>th</sup> birthday yesterday. I love my family very much.

1. Deren's father was born in nineteen seventy-five.

.....

2. Deren's mother can sew nice dresses and suits.

.....

3. Suzan is younger than Deren.

.....

4. Deren's grandparents are retired.

.....

5. Deren's grandfather was born in 1933.

.....

**B. Read the text on page 111 again and answer the questions.**

1. Where was Deren born?  
.....

2. What does Deren's father do?  
.....

3. What can Deren's father do?  
.....

4. Can Suzan cut and design hair?  
.....

5. When was Deren's grandpa born?  
.....

**WRITING**



**Now it's your turn.**

**Write about the occupations and birthdates of your family members.**





# SPEAKING



**A. Ask your friends when and where they were born.  
Complete the chart according to your friends' answers.**

Name	Date of Birth	Place of Birth
Hasan	22 <sup>nd</sup> April, 2006	Elaziğ

When were you born, Hasan?



I was born on the 22<sup>nd</sup> of April, 2006.

**B. Present your chart in front of the class.**

Hasan was born in Elaziğ on the 22<sup>nd</sup> of April, 2006.



# SONG TIME



Listen to the song and complete.


I was born in .....  
It was cold and snowy.  
My mother is a .....  
She is always in a hurry.

I was born in .....  
It was a rainy day.  
My father is a .....  
He repairs cars everyday.

I was born in .....  
The weather was cool but clear.  
My uncle is a .....  
He wears a barret to be safer.

## PROJECT TIME

Do some research and complete the chart.  
Then ask and answer the questions as in the example.



	Occupation	Date of Birth	Place of Birth
M. Kemal Atatürk	president	1881	Salonica
Sabiha Gökçen			
Barış Manço			
Adile Naşit			
Mimar Sinan			

### Example:

When was Atatürk born?

He was born in 1881.

Where was he born?

He was born in Salonica.

What was his occupation?

He was the first president of Turkey.



### CHECK YOURSELF

At the end of this unit,

I can talk about occupations.

I can ask personal questions.

I can tell the time, days and dates.

Put a tick ✓ if you can, put a cross X if you can't.

If you can't, ask your teacher/peer for help or revise the unit.



**1. Complete the sentences with the occupations in the box.**

nurse                      waitress                      **engineer**                      salesman  
tailor                      dentist                      farmer                      hairdresser

1. I'm a/an **engineer** ..... I can build roads, bridges and buildings.
2. I'm a/an ..... I can cut and sew fabric.
3. I'm a/an ..... I can pull out teeth.
4. I'm a/an ..... I can sell goods at a shop.
5. I'm a/an ..... I can look after ill people.
6. I'm a/an ..... I can cut, dye and design hair.
7. I'm a/an ..... I can grow fruit and vegetables.
8. I'm a/an ..... I can serve food and drinks at a restaurant.

**2. Circle the correct option.**

1. My little sister was born in / on September.
2. My parents was / were in Izmir last month.
3. We were on holiday last / ago summer.
4. I was born in February / 2nd of February.
5. My uncle was born in / on Aydın.
6. I was / wasn't at school yesterday. I was at the hospital.
7. They were at the museum yesterday / today.

3. Listen and answer the questions.

Cemre

1. When was Cemre born?  
She was born in 1980.

Atatürk

2. When was Atatürk born?  
\_\_\_\_\_  
\_\_\_\_\_.

Berk and Mert

3. When were Berk and Mert born?  
\_\_\_\_\_  
\_\_\_\_\_.

Kaya and Kayra

4. When were Kaya and Kayra born?  
\_\_\_\_\_  
\_\_\_\_\_.

Sude

5. When was Sude born?  
\_\_\_\_\_  
\_\_\_\_\_.

Akın

6. When was Akın born?  
\_\_\_\_\_  
\_\_\_\_\_.

Ali

7. When was Akın born?  
\_\_\_\_\_  
\_\_\_\_\_.

Zeynep and İpek

8. When were Zeynep and İpek born?  
\_\_\_\_\_  
\_\_\_\_\_.

Mrs. Akar

9. When was Mrs. Akar born?  
\_\_\_\_\_  
\_\_\_\_\_.

**4. Complete the sentences with "am/is/are/was/were" and their negative forms.**

1. I feel fine today, but I ..... very ill yesterday.
2. Fuat and Suat ..... born in 2012.
3. Yesterday ..... Sunday, so my mother ..... at work.
4. George ..... fat last year, but he ..... slim now.
5. This summer, we ..... in Marmaris. We ..... in Didim last year.
6. I ..... tall now, but I ..... tall two years ago.
7. We ..... in Sarıkamış for our winter holiday last year.
8. My grandfather ..... an architect. He ..... retired now.
9. I ..... moody yesterday. I ..... happy today.



**5. Correct the mistakes and rewrite the sentences.**

1. A *hairedresser* can't cut hair.  
.....
2. I am born in October.  
.....
3. M. Kemal Atatürk was born on 1881.  
.....
4. My mother is a manager. She can design buildings.  
.....
5. What do your father do?  
.....
6. Efe is at the library yesterday.  
.....
7. When were your teacher born?  
.....

# My Visual Dictionary

Prepare your visual dictionary with the new words in the unit.



**Where were you last summer?**

**How was your holiday?**





# UNIT 7

## HOLIDAYS



## WARM UP

**A. Where were you on your last holiday?  
What was your holiday like?  
Share your opinions with your friends.**



**B. Look at the pictures on pages 122 and 123.  
Match the places and activities with the photos.**

- climbing
- forest
- sailing
- seaside
- lake
- skiing
- river
- rafting
- mountain
- hiking

6



7



9



10



8



## TIP CORNER



What did you do on your holiday?  
-I learned diving.  
-We visited our grandparents.

What did she do last weekend?  
-She walked in the forest and  
picked fruit.

## LISTENING



### A. Listen to Jane and tick the activities you hear.

1.



2.



3.



4.



5.



6.



7.



8.



**B. Listen to Jane again and correct the mistakes.**

1. Jane and her family were in Marmaris last weekend.  
.....

2. The weather was hot and sunny.  
.....

3. They played table tennis.  
.....

4. Jane and her brother learned diving.  
.....

5. They stayed in a tent.  
.....

**PRACTICE**

**Look at the pictures and write what they did on their holidays.**

learn



1. He learned sailing.

try



2. She .....

pick



3. He .....

stay



4. He .....

climb



5. She .....

play



6. They .....

# SPEAKING



**A. Look at the example below. Make similar dialogues.  
Complete the chart according to your and your friends' answers.**

	Where were you?	What did you do?
Beyza	seaside	learn fishing
You		
Your friend		
Your deskmate		

Where were you on your holiday?

What did you do?

I was at the seaside.

I learned fishing.



**B. Look at the example and describe what Alice and her friends did on their last holiday.**

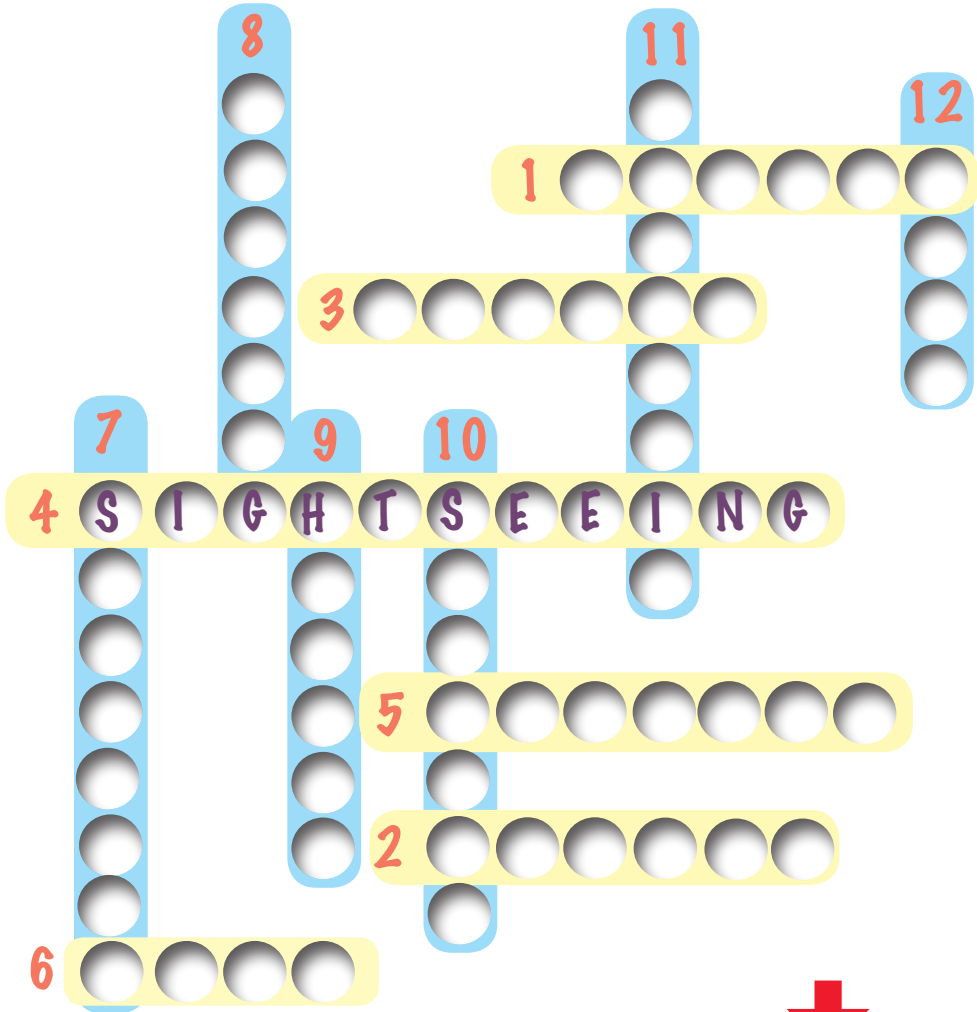


Alice was in Kaş. She tried sailing.



# GAME TIME


Look at the pictures and do the puzzle.





# SONG TIME

Listen to the song and complete.



What a nice holiday!  
I learned .....  
And tried diving.  
Do you like rafting?  
Have a nice ..... !

What a nice holiday!  
I learned .....  
And tried climbing.  
Do you like hiking?  
Have a nice ..... !

## READING



### A. Read the texts and underline the holiday activities.

Hi, I'm Emel. Last summer, my family and I were in Fethiye. We stayed in a hotel for four days. On the first day of our holiday, we wanted to go sightseeing. On the second day, we tried diving. My father and I climbed Mount Babadağ and tried paragliding on the third day. It rained on the last day and we played chess at the hotel.



Hello, my name is Ata. Last year, I visited my friend, Anil in Erzurum. He is a university student there. It was really cold, but I was very excited because there was snow everywhere. We played snowball and made a snowman together.

The next day, I tried skiing in Palandöken and I loved it.



Hi, everybody! I'm Demir. I visited my grandparents last summer. They live in a village. There are high mountains, a lake and a big forest there. I picked fruits from the trees with my grandmother. My grandfather and I walked in the forest. We stayed in a tent and I enjoyed it very much.



**B. Read the texts on page 130 and write the names on the correct pictures.**



**C. Read the texts again and answer the questions.**

1. Where did Emel go for her holiday?

.....

2. Which mountain did Emel climb?

.....

3. Did Ata like skiing?

.....

4. Did Demir stay at a hotel?

.....

5. What did Demir do with his grandma?

.....

**D. Which of the holidays on page 130 do you prefer? Why?**

# WRITING



Write an e-mail about your last holiday to your e-friend Mike.




New Message

To **Mike** Cc Bcc

Subject **My last holiday**

Dear Mike,  
I was in ..... on my last summer holiday. I ...



## PROJECT TIME

**Prepare a booklet of different holiday activities in your region.  
Draw or paste the pictures of the activities and write their names  
on your booklet.  
Present your booklet to your classmates.**



### CHECK YOURSELF

At the end of this unit,

I can talk about past events.

I can talk about holidays and holiday activities.

Put a tick ✓ if you can, put a cross X if you can't.  
If you can't, ask your teacher/peer for help or revise the unit.

# PRACTICE TIME



1. Match the words with the pictures and write them in the blanks.

1



Don't go... **sailing** ..... !  
It's stormy today.

forest

sailing

2



There are a lot of trees in the  
.....

3



We joined .....  
tour in Madrid.

seaside

diving


4



I tried ..... in Kaş last  
summer.

river

5




My brother likes hiking in the  
.....

lake

sightseeing

6



We stayed in a tent near the  
.....


7



You can learn rafting in Çoruh  
.....

mountains

8



I love making a sandcastle by  
the .....


## 2. Circle the correct one.

1. We walk/walked in the forest last Saturday.
2. The weather is rainy today/yesterday.
3. My friends and I was/were in Erzurum two days ago.
4. My sister didn't help/helped my mom yesterday.
5. I am/was 13 years old now.
6. My mother cooks/cooked spaghetti every Saturday.
7. Did you visit/visited your grandparents last weekend?  
-Yes, I did/didn't.

## 3. Correct the mistakes and rewrite the sentences.

1. She studied Maths last night.  
She studied Maths last night.
2. Ayşe didn't visited Meltem yesterday.  
.....
3. We watched a documentary this Saturday.  
.....
4. My brother plays volleyball with his friends yesterday.  
.....
5. I live in Adıyaman in 2010.  
.....
6. When did your father worked in Kars?  
.....
7. Did you swam last summer?  
.....

4. Look at the pictures and make sentences as in the example.




1. I didn't try sailing but I tried diving last weekend.




2. \_\_\_\_\_  
\_\_\_\_\_.




3. \_\_\_\_\_  
\_\_\_\_\_.



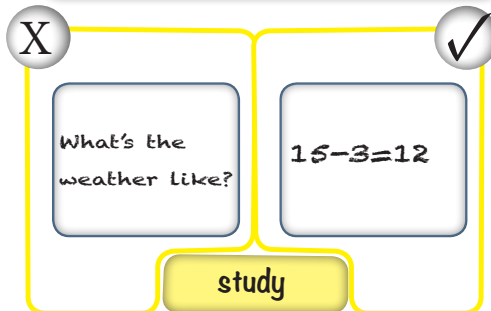
4. \_\_\_\_\_  
\_\_\_\_\_.



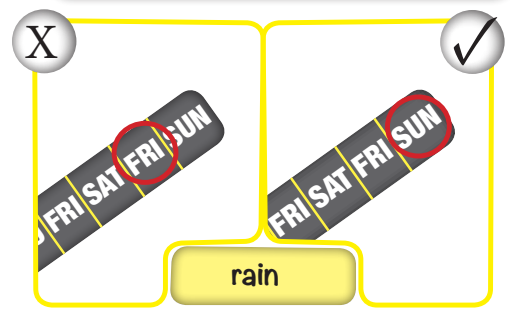
5. \_\_\_\_\_  
\_\_\_\_\_.



6. \_\_\_\_\_  
\_\_\_\_\_.



7. \_\_\_\_\_  
\_\_\_\_\_.



8. \_\_\_\_\_  
\_\_\_\_\_.



# My Visual Dictionary

Prepare your visual dictionary with the new words in the unit.



**Do you like reading?**

**Are you a bookworm?**



# UNIT 8

## BOOKWORMS



## WARM UP

**A. How many books do you read in a month?  
What kind of books do you like?  
Share your opinions with your friends.**




**B. Look at the pictures on pages 140 and 141.  
Match the words with the pictures.**

- novel
- newspaper
- library
- magazine
- e-book
- story
- bookshelf
- dictionary





# TIP CORNER



# LISTENING



**A. Listen to the text and write the numbers for each object in the room.**



# PRACTICE

Fill in the blanks with the prepositions below.

in front of

next to

on

near


in

behind

over

between

under



1. The fish is .....in..... the aquarium.



2. The tree is ..... the car.



3. There is a lake ..... the mountains.




4. The kiosk is ..... the library.




5. Ahmet is ..... Nazli and Canan.



6. The mechanic is ..... the car.



7. The house is ..... the museum.



8. There is a painting ..... the wall, ..... the TV.

# SPEAKING



**A. Talk about the locations of the things and people in the picture.**



**Example:**

There is a book on the bed.

**B. Ask and answer the questions about the locations of the things and people in the picture above.**

Where is the boy?

He is behind the bed.






# WRITING



**A. Draw the objects and people in your living room.**



**B. Describe your living room. Write the locations of the objects and people in your living room.**

A large yellow rectangular area containing ten horizontal dotted lines for writing. To the right of the lines is a green ballpoint pen and a blue and white eraser.

## TIP CORNER

What did you do in the library yesterday?

- I read important books.
- I found some interesting information in the magazines.
- I saw my classmates.
- I did my homework.
- I borrowed some novels.



## LISTENING



**A. Listen to the story and put the pictures in the correct order.**



**B. Listen to the story on page 146 again and choose the best title for the story.**

a. The girl and the little fox.

b. The fox family in the forest.

**PRACTICE**

**A. Complete the sentences with the verbs in the box.**

**found    read    saw    did    played**

1. Jack ..... two books last week. He is a real bookworm.
2. They ..... tennis yesterday.
3. I ..... some money on my way to home. I gave it to the policeman.
4. We went on a picnic last weekend. We ..... a fox there.
5. Terry came home yesterday and ..... his homework.

**B. Look at Abbie's schedule. Make sentences as in the example.**



1	do homework	yesterday evening
2	read books	yesterday
3	borrow a novel from the library	two days ago
4	go to the cinema	last week
5	look up new words	3 p.m. yesterday afternoon

1. Abbie did homework yesterday evening .....
2. ....
3. ....
4. ....
5. ....

# SPEAKING



**A. Work in pairs. Ask and answer the questions as in the example. Complete the chart.**

		yesterday		
		14:00	16:30	19:45
you	shopping centre meet friends			
your friend				

Where were you at 2 p.m. yesterday?

What did you do?

I was at the shopping centre at 2 p.m. yesterday.

I met my friends.



**B. Describe what you and your friend did and where you were yesterday according to the chart above.**



I was at the shopping centre yesterday and I met my friend there.  
My friend was .....  
.....

# GAME TIME



**Work in groups.**

**Toss a coin. If it is tails, move one step. If it's heads, move two steps.**

**Ask and answer the questions in the boxes.**




START	1. When were you born?	2. Where was your mother yesterday?	3. TURN BACK TO START!
7. What did you do last weekend?	6. Did you finish all your homework on Saturday?	5. MISS A TURN!	4. Were you at school on Sunday?
8. Where was your father born?	9. What did you do on your holiday?	10. Did you meet your friends two days ago?	11. What time did you go to bed yesterday night?
15. TURN BACK TO 7!	14. When did you study English?	13. What time did you get up yesterday morning?	12. How was your holiday last summer?
16. When did you visit your grandparents?	17. MISS A TURN!	18. Was the weather sunny yesterday?	FINISH



# SONG TIME

Listen to the song and sing all together.



**Reading is fun.  
Books are like the sun.  
They enlighten us  
Against the darkness.**

**Reading is amazing.  
Books let you in  
The worlds you are the king.  
Never give up reading!**

## READING



### A. Read the conversation and complete the sentences. Then act it out.

**Meghan:** Hello, this is Meghan speaking.

**Tracy:** Hi, Meg. I called you at 4 p.m. yesterday, but you didn't answer. Where were you?

**Meghan:** I was in the library all day yesterday. I looked for some important books about my science project and came back home at about 5. Why did you call me?

**Tracy:** I had an iceskating course yesterday. I lost my skates and wanted to borrow yours.

**Meghan:** Oh, really? I'm so sorry about it.

**Tracy:** Don't worry! I called Sue later and she lent me her skates.

**Meghan:** I'm happy to hear that. How was your course?

**Tracy:** It was difficult for me. I fell many times and hurt my leg.

**Meghan:** Oh! Get well soon. How do you feel now?

**Tracy:** Thank you. I feel better now. See you later!

**Meghan:** See you!



1. Tracy called Meghan at .....
2. Meghan was ..... yesterday.
3. Meghan looked for ..... in the library.
4. Sue ..... her skates to Tracy.
5. Tracy ..... many times and ..... her leg.

### B. Read the conversation again and answer the questions.

1. Did Meghan answer the phone yesterday?  
.....
2. Where was she yesterday?  
.....
3. What time did Meghan come back home?  
.....
4. Whose ice-skates did Tracy borrow?  
.....
5. Was the course difficult for Tracy?  
.....
6. How does Tracy feel now?  
.....

## WRITING

Write about your last weekend. Use the verbs in the box.

~~wake up~~ go watch play read do have x 2



1. I ..... **woke up** ..... at 9 a.m.
2. I ..... at 9:30 a.m.
3. I ..... at 11 a.m.
4. I ..... at 1 p.m.
5. I ..... at 3:30 p.m.
6. I ..... at 6 p.m.
7. I ..... at 9:15 p.m.
8. I ..... at 10:30 p.m.



# GAME TIME

Choose an object and hide it somewhere in the class.  
Let your friends find it.



## PROJECT TIME

Make a poster of your classroom.  
Describe the locations of the things and students in your classroom  
on your poster.



### CHECK YOURSELF

At the end of this unit,

I can talk about locations of things and people.

I can talk about past events.

Put a tick ✓ if you can, put a cross X if you can't.

If you can't, ask your teacher/peer for help or revise the unit.



1. Look at the picture and answer the questions.



1. Where is the racket?

*It's near the bed.*

2. Where is the teddy bear?

3. Where is the toy bus?

4. Where is the poster?

5. Where is the lamp?

6. Where are the books?

## 2. Fill in the blanks with “yesterday, last, ago”.

1. She visited her grandparents .....**last**..... week.
2. My sister and I climbed trees and picked fruits .....
3. I went to the cinema with my classmates two days .....
4. The weather was stormy two weeks .....
5. I didn't go to school .....
6. We learned sailing ..... summer.
7. Linda walked in the forest ..... morning.

## 3. Circle the correct option.

1. Did you have/had a snack after school yesterday?

Yes, I was/did.

2. I learn/learned skiing last winter.

3. My friends didn't finish/finished their homeworks.

4. What time did you leave/left home?


5. Cem find/found some interesting books in the bookshop.

6. What happened/did happened in the laboratory yesterday?

7. When did you visit/visited Big Ben?

I visit/visited it two years ago.

8. We didn't walk/walked to school. We take/took the school bus.



#### 4. Listen and complete the paragraph.




Practice Time



It (1) ..... **was** ..... my younger brother's 12<sup>th</sup> birthday last Saturday.  
He (2) ..... born on 16<sup>th</sup> April. We (3) ..... a surprise party for him.  
My mother (4) ..... a big birthday cake and my father (5) ..... a guitar for him. I (6) ..... him an e-book, because he is a real bookworm. We (7) ..... his classmates but his best friend, Enes (8) ..... because he (9) ..... his leg. We (10) ..... songs and (11) ..... games in the garden. One of his classmates (12) ..... his keys but we (13) ..... them in a short time. We (14) ..... a great time and we (15) ..... all happy at the end of the day.

# My Visual Dictionary

Prepare your visual dictionary with the new words in the unit.



**Do you put things into the recycling bin? Why?**

**Which materials can we recycle?**



# UNIT 9

## SAVING

### THE PLANET



# WARM UP

**A. Where do you live?**

**Is your city/town clean?**

**Share your opinions with your friends.**





**B. Look at the pictures on pages 160 and 161.  
Match the phrases with the photos.**

harm animals

unplug the TV

throw rubbish around

cut down trees

turn off the lights

save energy

recycle batteries

waste water



## TIP CORNER



**What should we do to save our environment?**

- We should use less water and electricity.
- We shouldn't harm animals.
- We should recycle paper, glass and plastic.
- We shouldn't waste energy.
- We should unplug the TV.
- We should use wind and solar energy.

## LISTENING



**A. Listen and complete the conversation with the phrases below.**

pour their wastes

recycle our litter

throw rubbish

cycle or walk

use public transportation

**Alex:** In my hometown, water pollution is an important problem. There are a lot of factories and they pour their waste into the river. So, fish and other living beings all die and the farmers can't use this polluted water.

**Teacher:** What should we do to reduce water pollution?

**Alex:** We shouldn't (1) ..... into the water. Factories shouldn't (2) ..... into the water sources.

**Julia:** I live in a big city. It's very crowded and people drive their private cars to everywhere. So, there is always a traffic jam. Moreover, cars are very noisy and their exhaust gases pollute the air.

**Teacher:** What should we do to prevent the air and noise pollution?

**Julia:** We should (3) ..... to school. We should (4) .....

**Steve:** I live in a small village. People cut down trees to make new farm lands and buildings. So, they damage the animals' habitat. Also, they throw their rubbish around and don't recycle.

**Teacher:** What should we do to protect our environment?

**Steve:** We should (5) ..... . We should protect the animals.

# PRACTICE

Look at the pictures and make sentences with "should-shouldn't".




1. Factories should use filters.


2. ....



3. ....



4. ....



5. ....



6. ....

# SPEAKING



## A. Look at the example.

Make dialogues. Use the types of pollution and suggestions below.

### Example:

What should we do to reduce air pollution?

I think factories should use filters and people shouldn't use private cars.

Environmental Pollution

Water Pollution

Air Pollution

Noise Pollution

- use environmentally friendly products
- use public transportation
- not use private cars
- not pour waste into the sea
- keep the sea clean
- not drive to work
- not cut down trees
- use filters

LET'S SAVE THE WORLD TOGETHER

## B. Talk about the pictures about the protection of the environment.



### Example:

What should we do to protect the environment?

Don't throw rubbish around!

## READING



A. Read and complete the text with the pollution types below.



Air and Noise Pollution

Environmental Pollution

Water Pollution

**HURRY UP! SAVE ME!**

I'm the Mother Earth. Once I was green and clean. I had clean rivers and lakes full of fish. I was greener and healthier with more forests and natural sources.

But people damaged and polluted me. Factories poured their wastes into my rivers. This harmed sea life and many fish died, so I have ..... problem now. You should keep the seas, rivers and lakes clean. Don't throw your rubbish into the sea. You shouldn't pollute the water sources if you want to save me.

Moreover, the number of cars is increasing day by day. There are more than 500 million cars all over me. This causes ..... . Don't use your private cars . You should use public transportation more. You should walk or cycle to work and school. So, you can help me to reduce air and noise pollution.

..... is another problem for me. People cut down trees and damaged my lungs. Don't throw your rubbish around! All this garbage makes me dirtier. Instead, you should recycle your litter.

To live happier and healthier, you should protect me and warn people destroying me.

**B. Read the text on page 165 and answer the questions.**

1. What should we do to prevent water pollution?  
.....  
.....

2. What should we do to prevent environmental pollution?  
.....  
.....

3. What should we do to prevent air and noise pollution?  
.....  
.....

# SONG TIME

Listen to the song and complete.



Save the world! (x3)  
Don't ..... !  
Save the world! (x3)  
Don't ..... !  
Save the world! (x3)  
Don't ..... !  
Save the world! (x3)  
Don't ..... !  
Save the world! (x3)  
Don't drop litter!  
Don't harm animals!  
Don't waste water!  
Don't cut down trees!

# LISTENING



A. Listen to the conversation and tick the suggestions you hear.

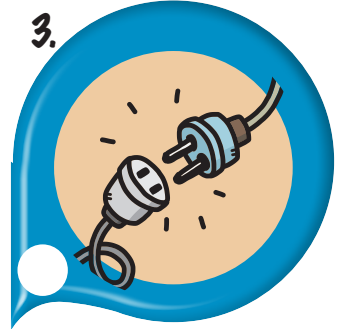
1.




2.



3.



4.



5.





6.



# WRITING



Write slogans about the protection of the environment.



# GAME TIME

Work in groups.

Toss a coin. If it is tails, move one step; if it's heads, move two steps.

Make sentences with the words in the boxes according to the pictures.

Example:



We shouldn't throw rubbish around.

<b>START!</b>	<b>1</b>  throw	<b>2</b>  turn	<b>3</b>  recycle
<b>4</b>  plant	<b>5</b>  pollute	<b>6</b>  cut	<b>7</b>  use
<b>8</b>  pick	<b>9</b>  unplug	<b>10</b>  reduce	<b>FINISH!</b>



# READING



## A. Match the pictures with the underlined parts of the sentences in the text.

Ali: Mum, dad! I'm leaving for my drama club.

Dad: Wait a second, dear!

Ali: Dad, I'm late. What happened?

Dad: Did you turn off the lights in your room?

Ali: Oh, I'm not sure.

Dad: Go and check, please!

Mum: Your computer is still plugged and the lights are on. Unplug your computer and turn off the lights!

Ali: OK. Mum. You're right.

Dad: The tap is also running. You're wasting water. Don't forget to turn the tap off!

Ali: I'm sorry, dad! I was in a hurry.


Dad: Whatever happens, be more careful about the use of energy and save energy sources!

①

②



a. \_\_\_\_\_



b. \_\_\_\_\_



c. \_\_\_\_\_



d. \_\_\_\_\_

## B. Read the text and write True (T) or False (F). Correct the false statements.

1. Ali is attending drama club.

2. His parents warn him not to be late.

3. Ali left the tap running.

4. Ali is late for his chess club.

5. Ali's mother tells him to unplug the TV.

6. His father wanted him to save energy.

## PROJECT TIME

Make useful objects with the waste materials.



You can make a flower pot from a waste plastic bottle or you can make a handbag from your old jeans.



### CHECK YOURSELF

At the end of this unit,

I can give and respond to simple suggestions.

I can talk about the protection of the environment.

Put a tick ✓ if you can, put a cross X if you can't.

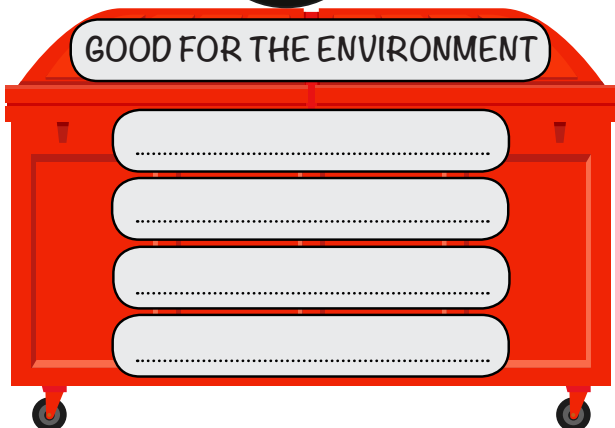
If you can't, ask your teacher/peer for help or revise the unit.



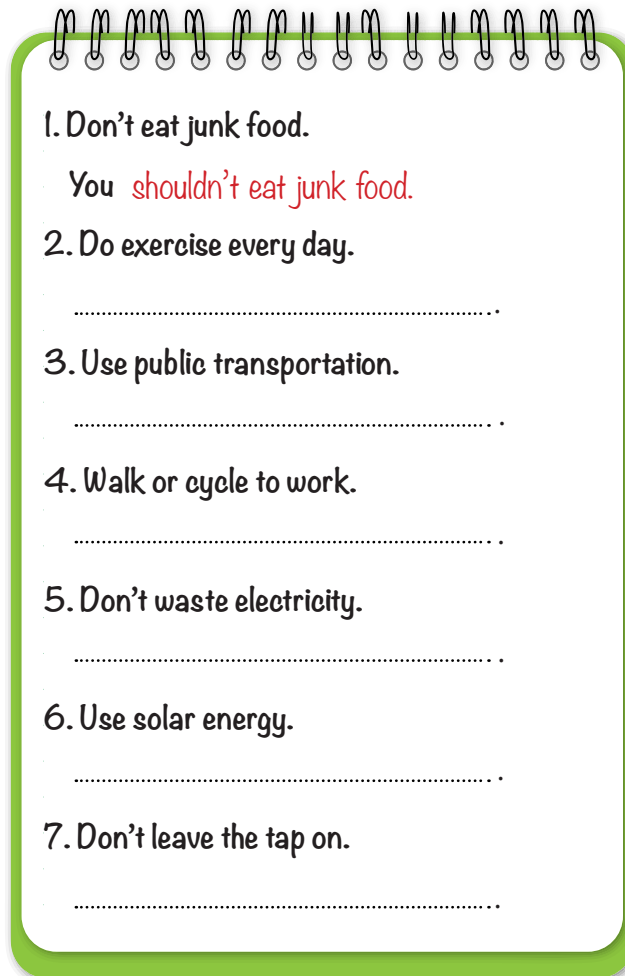
**1. Match the halves of the phrases.**

1. Turn off	..... a. trees.
2. Don't waste	..... b. the TV.
3. Unplug	..... 1 c. the lights.
4. Don't cut down	..... d. energy.
5. Reduce	..... e. less water.
6. Use	..... f. the use of electricity.

**2. Group the sentences.**



**3. Rewrite the sentences with “should/shouldn’t” as in the example.**



1. Don't eat junk food.  
You *shouldn't* eat junk food.

2. Do exercise every day.  
.....

3. Use public transportation.  
.....

4. Walk or cycle to work.  
.....

5. Don't waste electricity.  
.....

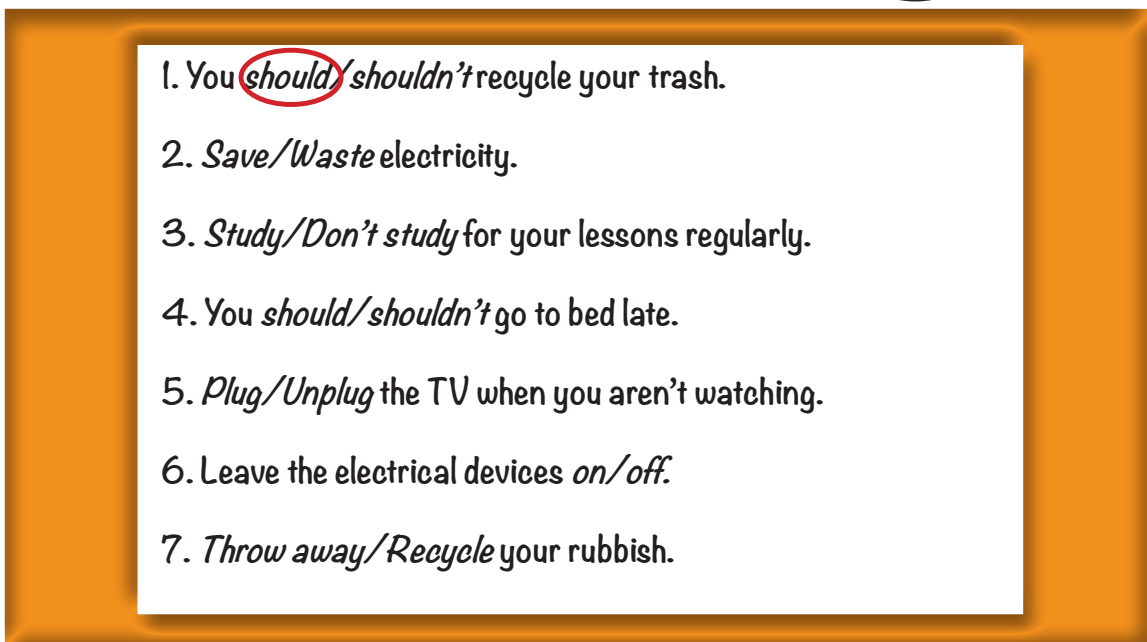
6. Use solar energy.  
.....

7. Don't leave the tap on.  
.....



**Practice Time**

**4. Listen and circle the correct one.**



1. You should/~~shouldn't~~ recycle your trash.

2. *Save/Waste* electricity.

3. *Study/Don't study* for your lessons regularly.

4. You *should/shouldn't* go to bed late.

5. *Plug/Unplug* the TV when you aren't watching.

6. Leave the electrical devices *on/off*.


7. *Throw away/Recycle* your rubbish.

# My Visual Dictionary

Prepare your visual dictionary with the new words in the unit.



recycle batteries



**How did you choose your class president?**

**Who did you support?**



# UNIT 10

## DEMOCRACY



## WARM UP

**A. Do you have elections at your school?  
Who is your class president?  
Share your opinions with your friends.**

1



2



3



4



5





**B. Look at the pictures on pages 176 and 177.  
Match the words and phrases with the pictures.**

- ballot box
- public
- envelope
- candidate
- give a speech
- law
- vote
- election
- campaign



## TIP CORNER




Are you a candidate? - Yes, I am.  
- No, I'm not.

Do you support Burak in the election?  
-Yes, I do./No, I don't.

Who is your candidate?  
- My candidate is Burak./Burak is my candidate.  
Who do you support in the election?  
- I support Burak.

## LISTENING



### A. Listen and complete the dialogue with the words and phrases below.

candidate

respect

president

campaign

election

give a speech

**Mom:** Carol, honey! Did you finish your homework?

**Carol:** Yes, mom. I'm preparing an ..... campaign poster now.

**Mom:** What is it for?

**Carol:** We have a class president election tomorrow and I am one of the candidates.

**Mom:** Oh! That's so nice! Are you excited about it?

**Carol:** Yes, mom. I am very excited. I prepared a speech for my .....

**Mom:** Do you know the steps of an election?

**Carol:** Yes, mom. First, you should decide to be a ..... Then, you should ..... about your plans.

**Mom:** Do you know how to vote?

**Carol:** Yes. Our teacher explained us how to vote. We write the name of our candidate on a paper and fold it. Then, we put the paper into the ballot box and after the election is over, we count the votes. Finally, one of the candidates becomes the ..... Everybody should ..... the results.

**Mom:** I think you are ready to be the president, honey. Good luck!

**Carol:** Thanks mom!

## PRACTICE

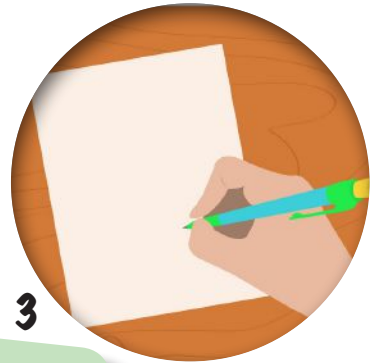
Match the sentences with the pictures.



1



2



3

- a. You should respect other people.
- b. You should put the envelope into the ballot box.
- c. All the candidates should give a speech.
- d. You should prepare an election campaign poster.
- e. You should write the name on a paper and fold it.
- f. You should support one of the candidates.



4



5



6

## SPEAKING



### A. Read the cards, then ask and answer.

#### VOTER

Suppose that your friend is a candidate for the classroom presidency.

Ask her/him questions about the stages of classroom president polls.

#### CANDIDATE

Suppose that you are a candidate for the classroom presidency. Describe the stages of classroom president polls. Answer your friend's questions.

### Example:

What should you do before the election as a candidate?



First, you should decide to be a candidate. Then ...




### B. Talk about the classroom president elections of this year and last year. Who won the election last year? Was it fair and democratic? Which candidate do you support this year? Why?

Zeynep won the election last year. It was a fair election. But this year I support Fatih. Because he respects child rights.



# GAME TIME

Find the words in the puzzle.



VOTE

ELECTION

CANDIDATE

POLL

PUBLIC

PRESIDENT

REPUBLIC

# LISTENING



## A. Listen and complete the text.


won

candidates

voted

speech

election



Hi! I'm Fred. We had an (1) ..... in our school yesterday. We elected our school president. There were three (2) .....: Emily, Andy and Catherine. Each candidate gave us a (3) ..... and everybody voted for their own candidate.

Emily is very hardworking and helpful, but she is sometimes late for school. I didn't vote for her. Catherine and Andy are also hardworking students. Catherine said "We must eat more nutritious food". Andy wanted to do something about the school library. He thinks we must read and learn more.

I love reading books very much but I (4) ..... for Catherine. Because I want to eat more nutritious food at school. But she didn't win. Andy (5) ..... the election.

## B. Read the text and write TRUE (T) or FALSE (F). Then correct the False statements.

TRUE

1. Fred's candidate is Catherine.

.....

2. Andy gave a speech about food and drinks at the school canteen.

.....

3. Catherine didn't win the election.

.....

4. Fred is a bookworm.

.....

5. Catherine likes junk food.

.....

# WRITING



Look at the Child Rights below.

Write a short paragraph about the Child Rights. You can add more.



All children are equal all over the world.

.....

.....

.....

.....

.....

.....

.....

.....

.....

.....

# SONG TIME

Listen to the song and sing all together.



We are all equal.  
We are all free.  
We are all different.  
We are all the same.

We are free to move.  
We are free to think.  
We are free to express.  
We are free to live.

We have the right to play.  
We have the right to rest.  
We have the right to vote.  
We have the right to learn.

That's democracy!



# READING



## A. Read the text and complete the sentences.

Democracy is the best way to live together in harmony and peace. In democracy, everybody is equal and there are no social classes. In a democratic country, people have the same rights. For example, they have the right to have medical care and education.

People are free to express their opinions. People also have the right to vote in democracies. They can make their own decisions and choose their representatives.

1. In a democratic country, people are equal.

.....

2. In a democratic country, people have the right to live together in harmony and peace.

.....

.....

.....

.....

.....

## B. Talk about democracy.

**Which rights do people have in democracies?**

**Share your opinions with your friends.**



## PROJECT TIME

Imagine that you are a candidate for school/class presidency. Prepare an election poster for your school/class presidency campaign. Present it in front of your classmates.



### CHECK YOURSELF

At the end of this unit,

I can talk about stages of a procedure.

I can make simple inquiries.

I can talk about past events.

Put a tick ✓ if you can, put a cross X if you can't.

If you can't, ask your teacher/peer for help or revise the unit.



**1. Match the words with their meanings.**

1. candidate ..... <sup>c</sup>	a. the process of choosing by voting.
2. president .....	b. planned activities to achieve a political aim.
3. vote .....	c. is the person who wants to be elected.
4. election .....	d. a country governed by the elected politicians.
5. campaign .....	e. the leader of a group, an organization or a republic.
6. public .....	f. ordinary people in society in general.
7. republic .....	g. formal choice in an election.

**2. Listen and put the sentences in order.**



Practice Time

..... Sign the list, take your voting paper and go to the cabinet.

.....<sup>1</sup> Listen to the speeches of the candidates and choose your candidate.

..... Put the envelope into the ballot box.

..... Show your cards to the officials and find your name in the list.



..... Respect the results.

..... Write the name of your candidate and put it in the envelope.

..... Take your ballot paper and identity card with you and go to the public building.

# My Visual Dictionary

Prepare your visual dictionary with the new words in the unit.



# CUT OUTS

## UNIT 3 Game Time



## REFERENCES

Hornby, A. S. (2015). *Oxford Advanced Learner's Dictionary* (9th ed.). Oxford: Oxford University.  
McIntosh, C. (Ed.). (2009). *Oxford Collocations Dictionary* (2nd ed.). Oxford: Oxford University.  
MEB, İngilizce Dersi Öğretim Programı (İlkokul ve Ortaokul 2,3,4,5,6,7 ve 8. sınıflar). Ankara, 2018

## VISUAL REFERENCES

<https://www.shutterstock.com/>  
Shutterstock Id numbers:

544323	121487923	222253420	356870642	447356419	522313750	623641571
2877424	122490967	223005187	357566786	448815646	522313750	624450929
3978622	123647032	231147298	358482917	449444065	525709228	626541482
4085617	124573567	232236844	360086246	450039868	525709327	627122264
13668258	124602790	234082777	360382295	450242209	529452532	628309190
17243083	125444354	236633233	362848949	450242584	531447118	628415384
18631966	127690178	237940588	364743683	450789880	533674789	632730290
20301370	128395307	238604572	365262545	450872086	534213175	636110759
23868640	132113294	239758636	366513587	450962800	534213451	638098987
35559901	142184308	240612259	374489779	451041451	543414811	639982819
36895948	142681183	242683072	377603497	451205797	548777056	648611974
37209820	144222931	243770560	379892746	453818749	550440133	648925297
50508355	144405445	245364841	387806632	454092649	551447257	654549730
53934508	146116355	248436220	390544549	455594536	552669967	654738370
55056100	146362535	250077310	398551681	457172110	553194139	654921052
63060631	146362589	250848049	399217711	459073339	558236860	655984438
69639760	146713811	263437916	399842740	459073360	560782093	657988816
71799760	148197704	265359626	400289494	459697276	561667666	660400504
72782068	161191832	268948985	400657882	461782735	562441120	660497896
77241031	165414641	270598760	402881614	462336928	563865628	660600181
78304144	171542741	279012848	403657513	463500077	567230971	662768311
80765116	171634880	281732300	405671458	464924267	570605518	664469566
86210941	172109075	285395540	406792045	468718193	572552467	667307533
88149271	172729121	288803276	408847915	469112042	573674215	669773668
90414193	176100911	289006490	409584826	469112057	575629309	670084240
90893870	176959151	290341970	411161038	470554487	576109522	672467596
93374419	179251976	296491115	413902369	472465363	579920803	677475091
94382158	179752940	299507438	414270991	479555719	582841228	681432631
95650108	180450878	306250415	415494532	483550633	583857268	687925717
99010004	181415780	307844537	419847094	483813709	590169863	690622507
99835943	190917398	308896595	422964028	484422121	595567577	695312887
100903978	191362745	309315440	424591654	485989957	597418880	696885511
102688190	192242918	313295345	425304163	489791773	597644192	698698990
104304218	193643774	313680323	426516703	491557090	600109604	699404857
105787949	193851743	313723835	427891126	497215861	601129469	700355467
105859310	194327210	316280852	432126499	500882962	604678865	703662619
105859313	195968846	316851923	432310756	501380860	604888367	713208718
107043215	195968846	317173508	435657643	501483478	608201285	714753232
108922640	197901077	319196054	436072306	503027236	608718374	715258153
109395515	202190809	320142467	436072306	503244841	608818016	718955842
109504499	203654854	328241588	438211228	505849126	610265891	720894646
109894544	205645957	329955809	439431067	507140464	611088884	722422390
110234306	208441375	331891775	441620998	512660488	613928342	725808286
111540728	209270926	332789642	443660203	512660530	614943116	727583500
114521629	210980647	334998332	444210226	512660713	615423185	752830939
114911380	217133026	337497569	445181149	512760916	618063410	753266491
115107880	218523943	340807871	445509292	519638626	622475483	762668719
117596191	218843947	353943920	446546281	520295260	623418227	
120113023	220736890	354351641	447356404	521558812	623457107	

Shutterstock görsellerine Ekim 2017- Ağustos 2018 tarihleri arasında erişim sağlanmıştır.

Babadağ Görseli

<http://www.muglakulturizm.gov.tr/Resim/164288,parasut-kenan-olgun.png?0>

Exeter Görseli

<http://www.files.balcony.com>

Fransa Görseli

<http://www.telegraph.co.uk>

Kemal Sunal Görseli

<http://www.imdb.com/name/nm0839017/mediaviewer/rm1500918016>

Mimar görseli

<http://barnaul.org/upload/iblock/1c6/arhitektor.jpg>

Palandöken Görseli

<https://www.palandoken.bel.tr/foto-galeri/detay/5/erzurum/12.html>

Tokyo Görseli

<http://www.world-around-me.com>

İnternet görsellerine Ekim 2017- Ocak 2018 tarihleri arasında erişim sağlanmıştır.

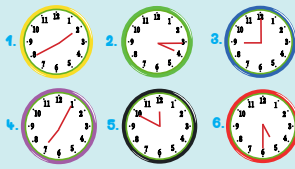
## PRACTICE TIME ANSWER KEY

### UNIT 1

#### Activity 1

1. It's quarter to five.
2. It's twelve o'clock.
3. It's half past three.
4. It's quarter past ten.
5. It's five to five.
6. It's twenty past one.

#### Activity 2



#### Activity 3

1. Joe goes to school at quarter past eight.
2. His lessons start at half past eight.
3. He has lunch at ten past twelve.
4. His lessons finish at twenty to four.
5. He plays tennis at four p.m.
6. He attends drama club at five p.m.
7. He rests at half past six.
8. He does his homework at quarter past eight.

#### Activity 4

1. wake up
2. have breakfast
3. start
4. play football
5. have lunch
6. visit
7. take
8. finish my homework

### UNIT 2

#### Activity 1

- |      |       |
|------|-------|
| a. 7 | f. 8  |
| b. 3 | g. 6  |
| c. 4 | h. 5  |
| d. 1 | i. 10 |
| e. 9 | j. 2  |

#### Activity 3

2. I don't like sausage but I like croissant.
3. I don't like bagel and cereal.
4. I don't like tea but I like coffee.
5. I like lemonade and orange juice.
6. I like honey but I don't like jam.

#### Activity 2

- |         |         |
|---------|---------|
| A. 1. a | B. 1. b |
| 2. d    | 2. c    |
| 3. c    | 3. a    |
| 4. b    |         |

#### Activity 4

1. I like croissants and apple juice.
2. Are sausages fast food?
3. Cheese and olives are nutritious.
4. My father doesn't like pancakes.
5. What is your favourite food?

### UNIT 3

#### Activity 1

1. T
2. F Stati is slimmer than Asteri.
3. F Obeli is taller than Asteri.
4. T
5. F Forki is older than Obeli.
6. T

#### Activity 2

1. stronger than
2. more enjoyable than
3. more crowded than
4. bigger than
5. hotter than
6. more beautiful than

#### Activity 3

- |         |         |
|---------|---------|
| 1. Liz  | 4. Jack |
| 2. Jack | 5. Liz  |
| 3. Jack |         |

#### Activity 4

- |      |      |      |
|------|------|------|
| 1. e | 3. d | 5. b |
| 2. f | 4. c | 6. a |

#### Activity 5

1. A bike is slower than a train.
2. Istanbul is more crowded than Bilecik.
3. My grandmother is taking a nap at the moment.
4. Konya is larger than Kilis.
5. My parents are cooking now.
6. Skyscrapers are higher than kiosks.
7. Bodrum is busier in summer.
8. He is feeding the street cats now.

#### Activity 6

1. better
2. quiet
3. everyday
4. crowded
5. beautiful
6. slow

### UNIT 4

#### Activity 1

2. It is sunny and she feels happy on sunny days.
3. It is foggy and she feels anxious on foggy days
4. It is cloudy and she feels upset on cloudy days.
5. It is windy and she feels scared on windy days.
6. It is snowy and she feels cold on snowy days.

#### Activity 2

1. My sister likes snowy days.
2. The temperature is 25 degrees Celsius.
3. I feel anxious today.
4. It's not snowy in the desert.
5. My mother feels happy today.
6. It is very cold outside.

### UNIT 5

#### Activity 1

1. bumper cars
2. carousel
3. roller coaster

- |                 |
|-----------------|
| 4. ferris wheel |
| 5. ghost train  |

#### Activity 2

- |                |            |
|----------------|------------|
| 1. terrifying  | 4. funny   |
| 2. dull        | 5. amazing |
| 3. frightening |            |

#### Activity 3

1. I disagree
2. I think
3. I agree

- |           |
|-----------|
| 4. I hate |
| 5. I like |

#### Activity 4

- |            |          |
|------------|----------|
| a. 2-1-3   | d. 3-1-2 |
| b. 4-2-1-3 | e. 3-1-2 |
| c. 2-3-1-4 |          |

#### Activity 5

2. The ghost train is more terrifying than the ferris wheel.
3. The roller coaster is faster than the train ride.
4. The carousel is more boring than the ferris wheel.
5. The fair is more amazing than the shopping mall.

### UNIT 6

#### Activity 1

- |             |                |
|-------------|----------------|
| 1. engineer | 5. nurse       |
| 2. tailor   | 6. hairdresser |
| 3. dentist  | 7. farmer      |
| 4. salesman | 8. waitress    |

#### Activity 3

1. She was born in 1980.
2. He was born in 1881.
3. They were born on the 4th of August.
4. They were born in 2012.
5. She was born on the 5th of October.
6. He was born in February.
7. He was born on the 9th of December.
8. They were born in July.
9. She was born on the 19th of May, 1977.

#### Activity 2

- |         |             |              |
|---------|-------------|--------------|
| 1. in   | 4. February | 7. yesterday |
| 2. were | 5. in       |              |
| 3. last | 6. wasn't   |              |

#### Activity 4

- |               |              |
|---------------|--------------|
| 1. was        | 6. am-wasn't |
| 2. were       | 7. were      |
| 3. was-wasn't | 8. was-is    |
| 4. was-is     | 9. was-am    |
| 5. are-were   |              |

#### Activity 5

1. A hairdresser can cut hair.
2. I was born in October.
3. M. Kemal Atatürk was born in 1881.
4. My mother is an architect. She can design buildings.
5. What does your father do?
6. Efe was at the library yesterday.
7. When was your teacher born?

### UNIT 7

#### Activity 3

1. She studied Maths last night.
2. Ayşe didn't visit Meltem yesterday.
3. We watched a documentary last Saturday
4. My brother played volleyball with his friends yesterday.
5. I lived in Adıyaman in 2010.
6. When did your father work in Kars?
7. Did you swim last summer?

#### Activity 4

2. I learned skiing but I didn't learn climbing.
3. I watched a documentary but I didn't watch the news.
4. I didn't stay in a tent but I stayed in a hotel.
5. I cooked meat but I didn't cook fish.
6. I played the guitar but I didn't play the piano.
7. I didn't study English but I studied Maths.
8. It didn't rain on Friday but it rained on Sunday.

### UNIT 8

#### Activity 2

- |              |              |
|--------------|--------------|
| 1. last      | 5. yesterday |
| 2. yesterday | 6. last      |
| 3. ago       | 7. yesterday |
| 4. ago       |              |

#### Activity 4

- |                |            |
|----------------|------------|
| 1. was         | 9. broke   |
| 2. was         | 10. sang   |
| 3. organized   | 11. played |
| 4. made        | 12. lost   |
| 5. bought      | 13. found  |
| 6. gave        | 14. had    |
| 7. invited     | 15. were   |
| 8. didn't come |            |

### UNIT 9

#### Activity 1

- |      |      |
|------|------|
| 1. c | 4. a |
| 2. d | 5. f |
| 3. b | 6. e |

#### Activity 3

1. You shouldn't eat junk food.
2. You should do exercise every day.
3. You should use public transportation.
4. You should walk or cycle.
5. You shouldn't waste electricity.
6. You should use solar energy.
7. You shouldn't leave the tap on.

#### Activity 2

Good for the environment  
Save energy!  
Pick up your garbage!  
Recycle plastic and paper!  
Plant trees!

#### Bad for the environment

Destroy forests.  
Throw your rubbish away.  
Hunt animals.  
Waste energy.

#### Activity 4

- |              |            |
|--------------|------------|
| 1. should    | 5. Unplug  |
| 2. Save      | 6. off     |
| 3. Study     | 7. Recycle |
| 4. shouldn't |            |

### UNIT 10

#### Activity 1

- |      |      |
|------|------|
| 1. c | 5. b |
| 2. e | 6. f |
| 3. g | 7. d |
| 4. a |      |

#### Activity 2

- 4-1-6-3-7-5-2

## WORD LIST

### UNIT 1 LIFE

attend  
diary  
rest  
run errands  
take a nap  
take care of something  
take courses  
visit friends  
visit my aunt/uncle  
traditional/folk dance

### UNIT 2 YUMMY BREAKFAST

butter  
cereal  
coffee  
croissant  
egg  
fruit/orange/apple/... juice  
jam  
junk food  
milk  
muffin  
pancake  
sausage  
nutritious  
tea  
Turkish bagel

### UNIT 3 DOWNTOWN

busy  
crowded  
downtown  
feed  
hometown  
high  
kiosk  
sell  
skyscraper  
street  
town  
traffic jam

### UNIT 4 WEATHER AND EMOTIONS

anxious  
cloudy  
fabulous  
freezing  
hailing  
lightning  
moody  
sleepy  
stormy  
windy

### UNIT 5 AT THE FAIR

amazing  
boring  
bumper car  
carnival  
carrousel  
crazy  
dull  
exciting  
fantastic  
ferris wheel  
ghost train  
horrible  
interesting  
roller coaster  
terrifying  
thrilling

### UNIT 6 OCCUPATIONS

architect  
cook  
dentist  
driver  
engineer  
farmer  
hairdresser  
lawyer  
manager  
mechanic  
salesman/saleswoman  
waiter/waitress  
worker

### UNIT 7 HOLIDAYS

forest  
flower  
fruit  
lake  
mountain  
pick  
river  
sailing  
seaside  
sightseeing  
skiing  
snowball  
snowman  
tree

### UNIT 8 BOOKWORMS

author/writer  
borrow/lend  
bookshelf  
dictionary  
e-book  
important  
information  
library  
look at/for/up  
magazine  
newspaper  
novel  
poetry  
story

### UNIT 9 SAVING THE PLANET

air/water/noise pollution  
cut down  
damage  
garbage  
electrical device  
harm  
litter  
plug (unplug)  
recycle  
rubbish  
reduce  
save  
trash  
waste

### UNIT 10 DEMOCRACY

ballot box  
campaign  
candidate  
child/human right  
election  
fair law  
make/give a speech  
president  
poll  
public  
respect  
republic  
vote