

Ortaokul ve İmam Hatip Ortaokulu

SUNSHINE ENGLISH

6

DERS KİTABI

Aynur ARDA

Özlem ONAY

Talim ve Terbiye Kurulu Başkanlığının **04.01.2023** tarihli ve **02** sayılı kararıyla **2023 - 2024** öğretim yılından itibaren **5 (beş)** yıl süreyle ders kitabı olarak kabul edilmiştir.



HECCE YAYINCILIK SAN. TİC. A.Ş.

Ostim OSB Mah. Alinteri Bul. No: 29/A

Ostim / ANKARA

Tel.: (0312) 385 37 27 • Belgeç: (0312) 385 16 17

Editör

TUBA BANU TURGUT

Dil Uzmanı

EFSUN TÜRKOĞLU

Görsel Tasarım Uzmanı

GİZEM DİLA YAZICI

Program Geliştirme Uzmanı

MUSTAFA BULUCU

Ölçme ve Değerlendirme Uzmanı

ÖZGEN ŞAHİN BEKTAŞ

Rehberlik Uzmanı

EMRAH EVREN

ISBN

978-625-99136-1-2

Baskı Yeri

Cem Web Ofset AŞ, ANKARA

Baskı Yılı

2023

Bu kitabın her hakkı © **HECCE YAYINCILIK SANAYİ TİCARET ANONİM ŞİRKETİ**'ne aittir. Fikir Eserleri Kanunu gereğince tamamı veya bir kısmı yayıncının izni olmaksızın elektronik, mekanik, fotokopi ya da herhangi bir kayıt sistemi ile çoğaltılamaz, yayınlanamaz ve basılamaz.



İSTİKLÂL MARŞI

Korkma, sönmez bu şafaklarda yüzen al sancak;
Sönmeden yurdumun üstünde tüten en son ocak.
O benim milletimin yıldızıdır, parlayacak;
O benimdir, o benim milletimindir ancak.

Çatma, kurban olayım, çehreni ey nazlı hilâl!
Kahraman ırkıma bir gül! Ne bu şiddet, bu celâl?
Sana olmaz dökülen kanlarımız sonra helâl.
Hakkıdır Hakk'a tapan milletimin istiklâl.

Ben ezelden beridir hür yaşadım, hür yaşarım.
Hangi çılgın bana zincir vuracakmış? Şaşarım!
Kükremiş sel gibiyim, bendimi çiğner, aşarım.
Yırtarım dağları, enginlere sığmam, taşarım.

Garbın âfâkını sarmışsa çelik zırhlı duvar,
Benim iman dolu göğsüm gibi serhaddim var.
Ulusun, korkma! Nasıl böyle bir imanı boğar,
Medeniyet dediğin tek dişi kalmış canavar?

Arkadaş, yurduma alçakları uğratma sakın;
Siper et gövdeni, dursun bu hayâsızca akın.
Doğacaktır sana va'dettiği günler Hakk'ın;
Kim bilir, belki yarın, belki yarından da yakın.

Bastığın yerleri toprak diyerek geçme, tanı:
Düşün altındaki binlerce kefensiz yatanı.
Sen şehit oğlusun, incitme, yazıktır, atanı:
Verme, dünyaları alsan da bu cennet vatanı.

Kim bu cennet vatanın uğruna olmaz ki feda?
Şüheda fışkıracak toprağı sıksan, şüheda!
Cânı, cânânı, bütün varımı alsın da Huda,
Etmesin tek vatanımdan beni dünyada cüda.

Ruhumun senden İlahî, şudur ancak emeli:
Değmesin mabedimin göğsüne nâmahrem eli.
Bu ezanlar -ki şehadetleri dinin temeli-
Ebedî yurdumun üstünde benim inlemeli.

O zaman vecd ile bin secde eder -varsa- taşım,
Her cerîhamdan İlahî, boşanıp kanlı yaşım,
Fışkırır ruh-ı mücerret gibi yerden na'sım;
O zaman yükselerek arşa değer belki başım.

Dalgalan sen de şafaklar gibi ey şanlı hilâl!
Olsun artık dökülen kanlarımın hepsi helâl.
Ebediyyen sana yok, ırkıma yok izmihlâl;
Hakkıdır hür yaşamış bayrağımın hürriyyet;
Hakkıdır Hakk'a tapan milletimin istiklâl!

Mehmet Âkif Ersoy


GENÇLİĞE HİTABE

Ey Türk gençliği! Birinci vazifen, Türk istiklâlini, Türk Cumhuriyetini, ilelebet muhafaza ve müdafaa etmektir.

Mevcudiyetinin ve istikbalinin yegâne temeli budur. Bu temel, senin en kıymetli hazinendir. İstikbalde dahi, seni bu hazineden mahrum etmek isteyecek dâhilî ve hâricî bedhahların olacaktır. Bir gün, istiklâl ve cumhuriyeti müdafaa mecburiyetine düşersen, vazifeye atılmak için, içinde bulunacağın vaziyetin imkân ve şeraitini düşünmeyeceksin! Bu imkân ve şerait, çok namüsaît bir mahiyette tezahür edebilir. İstiklâl ve cumhuriyetine kastedecek düşmanlar, bütün dünyada emsali görülmemiş bir galibiyetin mümessili olabilirler. Cebren ve hile ile aziz vatanın bütün kaleleri zapt edilmiş, bütün tersanelerine girilmiş, bütün orduları dağıtılmış ve memleketin her köşesi bilfiil işgal edilmiş olabilir. Bütün bu şeraitten daha elîm ve daha vahim olmak üzere, memleketin dâhilinde iktidara sahip olanlar gaflet ve dalâlet ve hattâ hıyanet içinde bulunabilirler. Hattâ bu iktidar sahipleri şahsî menfaatlerini, müstevlîlerin siyasî emelleriyle tevhit edebilirler. Millet, fakr u zaruret içinde harap ve bîtap düşmüş olabilir.

Ey Türk istikbalinin evlâdı! İşte, bu ahval ve şerait içinde dahi vazifen, Türk istiklâl ve cumhuriyetini kurtarmaktır. Muhtaç olduğun kudret, damarlarındaki asil kanda mevcuttur.

Mustafa Kemal Atatürk



MUSTAFA KEMAL ATATÜRK

CONTENTS

UNIT 1	LIFE	9
UNIT 2	YUMMY BREAKFAST	25
UNIT 3	DOWNTOWN	41
UNIT 4	WEATHER AND EMOTIONS	57
UNIT 5	AT THE FAIR	73
UNIT 6	OCCUPATIONS	89
UNIT 7	HOLIDAYS	105
UNIT 8	BOOKWORMS	121
UNIT 9	SAVING THE PLANET	137
UNIT 10	DEMOCRACY	153
ATTENTION		169
WORD LIST		180
IRREGULAR VERBS LIST		182
BIBLIOGRAPHY		183
VISUAL BIBLIOGRAPHY		183
LET'S PRACTICE ANSWER KEY		184
ATTENTION ANSWER KEY		189

ORGANIZATION PLAN OF THE BOOK

QR Code

With the QR codes given in these sections, students and teachers are directed to the interactive content related to the subject.

UNIT 1

LIFE

- describing what people do regularly (making simple inquiries)
- telling the time and dates

9

Track number

These are the numbers of the recorded tracks.

QR Code

With the QR codes given in listening studies, students and teachers can access the relevant digital content.

2 | 5. Listen and put the dialogues in order.

— What's the time? — It's five o'clock.	05.00	— What's the time? — It's ten to nine.	8.50
— What time is it? — It's quarter past five.	05.15	— What time is it? — It's twenty past three.	3.20

6. Work in pairs and act out the dialogues above.

7. Study the times. Then, ask and tell the times below.

What's the time? / What time is it?

... o'clock

12.00 a.m. 12.00 p.m. 12.00 p.m.

Midnight Noon Midnight

Attention

— What is the time? — It's five o'clock.	— What time is it? — It's quarter past five.	— What's the time? — It's ten to nine.
---	---	---

12


Attention

The aim of these parts is to highlight the structures in the unit. The students have a chance to practice these structures in the Attention part at the end of the Student's Book.

Assignment

These are the assignment parts that curriculum offers.

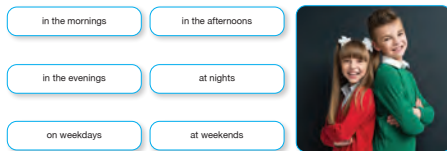
24. Work in pairs. Ask and learn what your friend does before / at / after school. Then, report it.



Attention

- What do you do after school? — What time does Steve take violin courses?
- I go home after school. — He takes violin courses at 18.30.

25. Now, talk about your responsibilities and routines.



- Assignment** Conduct a survey about your classmates' favorite school / after-school activities and prepare a poster.

18

Can Do Club

The students are required to refer Can Do Club parts at the end of the units to do self-assessment.

CAN DO CLUB

Read and give points (1-3).
At the end of the unit, I can ...

- recognize phrases, words, and expressions related to repeated actions.
- talk about repeated actions.
- use a series of phrases and simple expressions to express my repeated actions.
- tell the time and dates.
- understand short and simple texts about repeated actions.

24

Let's Practice

In these parts, students have a chance to revise the structures they have learned throughout the unit.

Extra Questions for Evaluation

Students can evaluate themselves by answering the questions in these parts.

Vocabulary

In these parts, students have a chance to revise the words they have learned throughout the unit.

LET'S PRACTICE!

1. Read and fill in the blanks with "at, o'clock, past, half, quarter" and draw the clocks.

1. We play football at to three at weekends.



2. I read books at quarter nine in the evenings.



3. I have breakfast at home half past seven.



4. We go to the dance course at past five on Saturdays.



5. I swim in the pool at ten in the morning every day.

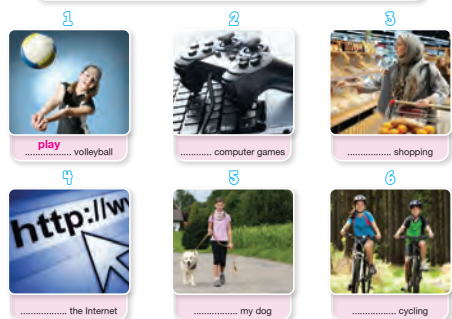


19

VOCABULARY

1. Fill in the blanks with the words from the box. One word is extra.

go, surf, play, walk, visit, play, do



2. Complete the sentences and match them to the pictures above.

- Picture (....) I need some game DVDs. I at weekends.
- Picture (....) I like learning new things. I for an hour every day.
- Picture (....) I like physical activities. I with my sister every day.
- Picture (....) I like animals. I every morning.
- Picture (....) I love trendy clothes. I at weekends.
- Picture (....) I like team sports. I every Saturday.

23



UNIT 1




LIFE



- describing what people do regularly (making simple inquiries)
- telling the time and dates



1. Listen to the song and put the pictures in order.




1. Wash my face

2. Comb my hair

3. Have breakfast

4. Brush my teeth

5. Go to school



2. Look at the pictures and match them to the phrases. Find the extra picture.

1. hang around

3. brush my teeth

5. take care of my dog

7. take a nap

2. help my mother

4. have lunch

6. go shopping



3. Sing the song in activity 1 using the pictures above.

4. What do you do at weekends?



2) 5. Listen and put the dialogues in order.

— What's the time?
— It's five o'clock.

05.00

— What's the time?
— It's ten to nine.

8.50

— What time is it?
— It's quarter past five.

05.15

— What time is it?
— It's twenty past three.

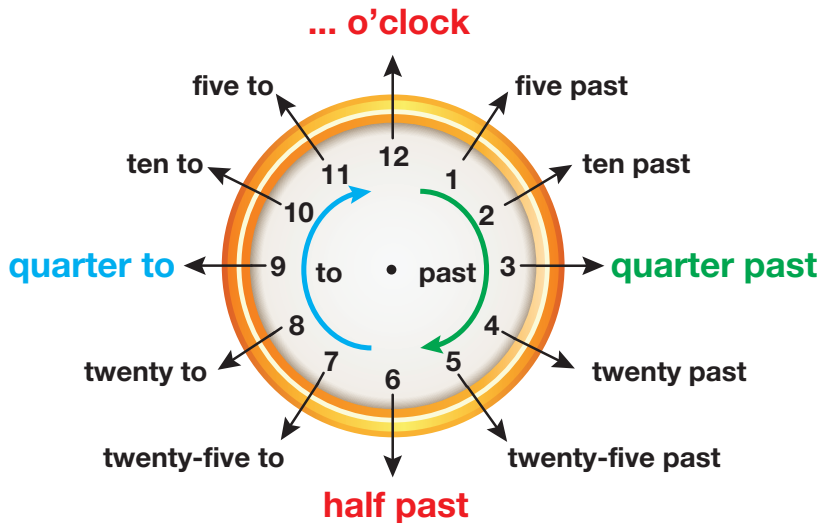
3.20

6. Work in pairs and act out the dialogues above.



7. Study the times. Then, ask and tell the times below.

What's the time? / What time is it?



a.m.



a.m.



p.m.



p.m.



p.m.

Attention

— What is the time?
— It's five o'clock.

— What time is it?
— It's quarter past five.

— What's the time?
— It's ten to nine.




3

8. Listen and follow the route. Then, do the activity with your partner.

START



at 7 o'clock in the mornings



at 9.30 p.m. on Saturdays



at 8.30 p.m. on Wednesdays



at 10.30 a.m. on Mondays



at 2.45 p.m. at weekends



at 9.15 p.m. in the evenings



at 1.45 p.m. at weekends



at 8.50 a.m. every day




at 7.45 a.m. on weekdays



at 4 o'clock every day



at 12.10 p.m. on weekdays



at 8.40 p.m. in the evenings

A

B

C



9. Listen and complete the text.

Use: in (x2), at (x3), on (x2), p.m., o'clock (One is extra.)

THIS IS ME, ALEX

I live in a small house with a big garden. I play basketball in the garden the evenings weekdays and I have a picnic with my family at the backyard weekends.

I have a tree house at the backyard. My friends and I meet there after school. I do my homework there. I finish all my homework 4 p.m. I go to bed early nights.

There are many buildings in our neighborhood. I hang around or skateboard with my friends the afternoons, but we go home before 6

And this is my favorite place, Dance & Gym. There are dance courses Friday afternoons. My best friend, Mike and I learn morris dancing. We love dancing.

10. Read the text above and tick the correct pictures.



11. Read the text above again and match the parts. One is extra.

(....)

1. Mike and I learn

(....)

2. My friends and I meet

(....)

3. My family and I have

(....)

4. I come back

a.

in the tree house after school.

b.

home before 6 p.m.

c.

at 4 p.m.

d.

a picnic at the backyard.

e.

morris dancing.

12. Retell the text using the extra pictures in activity 10. Then, talk about your own daily routines and activities.



5) **13. Listen to Mike and Fulya and find the right picture.**



6) **14. Listen again and write True (T) or False (F).**

- (...) 1. His school starts at 2.00.
- (...) 2. Mike has flamenco lessons on Friday afternoons.
- (...) 3. Morris dancers carry white handkerchiefs or short sticks.
- (...) 4. He gets up at 8 o'clock on Saturdays.
- (...) 5. He has a swimming course on Saturdays.
- (...) 6. He visits his aunt and uncle.
- (...) 7. He runs errands for his grandparents.

15. Complete the sentences about Mike.

- a. He wakes up at 6 in
- b. Mike goes home after
- c. He finishes his homework before
- d. He has a dance lesson on
- e. At weekends he gets up at
- f. He keeps a diary at

Attention

<p>the morning(s)</p> <p>the afternoon(s)</p> <p>the evening(s)</p> <p>May</p> <p>summer(s)</p>	<p>weekdays</p> <p>Monday(s)</p> <p>Saturday(s)</p> <p>Tuesday evening(s)</p>	<p>8.30</p> <p>weekend(s)</p> <p>night(s)</p> <p>noon(s)</p> <p>midnight(s)</p>
---	---	---

16. Mike is a helpful boy. He runs errands for his grandparents. Do you run errands for your family?

17. Read the texts and match them to the pictures. One picture is extra.

1.

She is Maria. She is 12. She is Spanish. She plays tennis on Wednesdays, but her favorite hobby is horse riding. She goes horse riding at weekends. She takes care of her horse because she loves her.

2.

Murat's favorite hobby is dancing. He and his friends learn horon after school.

3.

She is Mia. She's from the USA. Mia and her friends attend a drama class after school on Mondays and Wednesdays. Find her in the photo. She is wearing a white T-shirt and pink skirt. Acting out is the most important part of the drama, so she trains hard.

4.

His name is Steve. He goes to school early in the morning. He comes home and takes a nap. Then, he finishes his homework. He takes violin courses at 06.30 p.m. on Tuesdays and Thursdays. He plays the violin for us every weekend. He has dinner with his family at 08.30 p.m. He goes to bed at 10.15 p.m.



18. Read the texts again and fill in the blanks.

1. Maria tennis on Wednesdays. She horse riding at weekends.
2. Murat horon after school.
3. Mia a drama class on weekdays.
4. Steve his homework and violin courses on Tuesdays and Thursdays.

19. Read the texts in activity 17 again and answer the questions.

1. What does Maria do on Saturdays?
2. When does Murat learn horon?
3. What do Mia and her friends do after school on Mondays?
4. What time does Steve take violin courses?

20. Look at the brochures in activity 21 and fill in the blanks.

1. You can go to the horse riding course from to p.m. at
2. There is a horon dance course at from to
3. The violin course starts at
4. You can attend drama class every and

21. Work in pairs. Choose a brochure. Ask and answer about time, date and the event.



I attend a horon dance course.

When is the course?

It's on weekdays.

What time does it start?

It starts at quarter past eight p.m.



22. What's the date today? Which course(s) above can you attend today?

23. Do you attend a course? Do you attend it regularly? Do you work hard? Are you patient enough to be a master?

Assignment

Prepare a visual dictionary by including new vocabulary items.

24. Work in pairs. Ask and learn what your friend does before / at / after school. Then, report it.



Attention

- What do you do after school?
- I go home after school.

- What time **does** Steve take violin courses?
- He **takes** violin courses at 18.30.

25. Now, talk about your responsibilities and routines.

in the mornings

in the afternoons

in the evenings

at nights

on weekdays

at weekends



Assignment


Conduct a survey about your classmates' favorite school / after-school activities and prepare a poster.

LET'S PRACTICE!




1. Read and fill in the blanks with “at, o’clock, past, half, quarter” and draw the clocks.

1. We play football at to three at weekends.



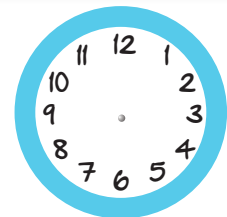
2. I read books at quarter nine in the evenings.



3. I have breakfast at home half past seven.



4. We go to the dance course at past five on Saturdays.



5. I swim in the pool at ten in the morning every day.



2. Play BINGO.

Steps:

1. Draw the times below in the clocks randomly.
2. The teacher reads the times randomly.
3. Cross the clocks when you hear the times.
4. Cross all the clocks in a line first and shout "BINGO!".


06.45
05.00
10.05
02.05

05.40
04.55
07.25
08.15

01.25
01.10
08.25
03.20

11.30
03.50
08.00
09.10

BINGO



3. Write the missing days. Then, prepare an imaginary diary.

DIARY

MONDAY
Take a martial arts course at 7 p.m.	
TUESDAY	
	SATURDAY
THURSDAY	

4. Talk about the activities in your diary.

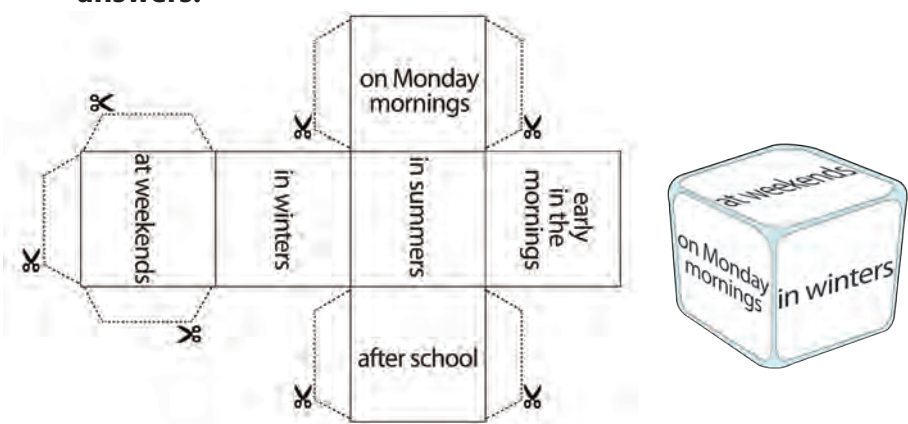
5. Look at your friend's diary and take notes.

<p>My friend takes a martial arts course at 7 p.m. on Mondays.</p>		
--	--	--

6. Fill in the blanks with "in, on, at".

1. I go to school by bike weekdays.
2. My sister doesn't watch TV nights.
3. I don't play computer games weekends.
4. We have breakfast 7 o'clock the mornings.

7. Go to page 191. Cut out and make a cube. Work in pairs. Ask questions and give true answers.



8. Match the questions to the answers. There is one extra answer.

Questions

Answers

- 1. When do we brush our teeth?
- 2. What do you eat at breakfast?
- 3. Do you attend online courses?
- 4. Does your grandma live in Antalya?
- 5. How do you go to the dance course?
- 6. What time do you have the piano course?
- 7. What is the date today?

- a. No, I don't.
- b. After having meals.
- c. On foot.
- d. From 7 to 8 p.m.
- e. A sandwich.
- f. 11 October 2023.
- g. No, she doesn't.
- h. In 2023.

9. Search the days on the Net. Write their dates.

- National Sovereignty and Children's Day: 23 April
- Commemoration of Atatürk, Youth and Sports Day:
- Democracy and National Unity Day:
- Victory Day:
- Republic Day:

VOCABULARY

1. Fill in the blanks with the words from the box. One word is extra.

go, surf, ~~play~~, walk, visit, play, do

1



play
..... volleyball

2



..... computer games

3



..... shopping

4



..... the Internet

5



..... my dog

6



..... cycling

2. Complete the sentences and match them to the pictures above.

Picture (.....) I need some game DVDs. I at weekends.

Picture (.....) I like learning new things. I for an hour every day.

Picture (.....) I like physical activities. I with my sister every day.

Picture (.....) I like animals. I every morning.

Picture (.....) I love trendy clothes. I at weekends.

Picture (.....) I like team sports. I every Saturday.

CAN DO CLUB

Read and give points (1-3).

At the end of the unit, I can ...

- recognize phrases, words, and expressions related to repeated actions.
- talk about repeated actions.
- use a series of phrases and simple expressions to express my repeated actions.
- tell the time and dates.
- understand short and simple texts about repeated actions.





UNIT 2



YUMMY BREAKFAST



- accepting and refusing
- describing what people do regularly
- expressing likes and dislikes



1. Look at the pictures. Which of them do you love / like / dislike?



e.g. I like eating cereal.



cereal



toast and an egg



olives



sandwich



honey



cheese



pancake



7

2. Listen and match the speech bubbles to the names.

No, thank you, Mrs. Jackson.

Do you want a croissant, Mike?

Yes, please. I love it.

1. Willie

2. Mike

3. Mrs. Jackson

4. Pam

I have a croissant for breakfast every morning.

I prefer cereal and a sandwich for breakfast.

Pardon me? What do you like, Willie?



8

3. Listen again and answer the questions.

1. Who likes croissants?
2. What does Willie eat for breakfast at weekends?
3. Does Willie like croissants?

4. Work in pairs. Look at the pictures. Ask and answer questions as in the example.

Use: prefer / like




Does Can like bananas?



No, he doesn't.

Does he prefer apples?

Yes, he does.



5. Look at the boxes carefully. Read the dialogue and fill in the blanks using "a / an, some". Then, tick the correct picture below.



Mom : Good morning, honey.
Boy : Good morning, mom.
Mom : Do you want sandwich for breakfast?
Boy : Hmm... No, thanks. I prefer egg and toast.
Mom : OK.
Boy : Can I have honey, please?
Mom : No, it's all gone. Do you want jam?
Boy : Yes, please. Thank you.
Mom : You're welcome. Enjoy it.



6. Work in groups of three. Act out dialogues as in the examples below.



Do you want some tea?

Yes, please. It's my favorite. 

No, thanks. I don't like tea. 



Do you want a croissant?

Yes, please. I love it. 

No, thank you. I prefer chocolate cake and cookies. 

7. Put the speech bubbles into order and make a dialogue.

(1) Welcome, madam.
Can I help you?

(....) Do you want to drink something?

(....) Do you want some sausages in it?

(....) Omelet with mushrooms.

(....) Oh, it is my favorite.

(....) Yes. I want to drink orange juice.

(....) Yes, please. What's today's special?

(....) No, thanks. I don't want sausages.





8. Listen and circle the correct ones.

Girl : I'm **hungry / thirsty**.

Grandma: Let's make pancakes.

Girl : Yummy!

Grandma: Can I have two eggs?

Girl : Sure. Here they are. What else?

Grandma: Can I have **some / any** milk?

Girl : Here it is. Butter?

Grandma: No, I don't want any butter. I need **some / any** oil. Can I have some flour?

Girl : Oh, no! There isn't **some / any** flour. It's all gone.

Grandma: Can you go to the supermarket?

Girl : Sure.



9. Answer the questions.

- How many eggs do they need?
- Do they have any milk?
- Do they need any butter?
- Is there any flour?



10. Work in pairs. Make a similar dialogue using the ingredients below.



Attention

- Can I have some flour?
- There isn't any flour. It's all gone.
- Can I have two eggs?
- Sure. Here they are.

11. Look at the pictures in activity 12. Which food and drinks do you like?

12. Read the speech bubbles and match them to the pictures below. One picture is extra.



1.

Hi, I'm Jack from London. I'm British. I get up early and have breakfast every day. I eat eggs, sausages, baked beans and toast. Actually, it's the traditional British breakfast. I hate cereal.



2.

Hello, I'm Karl. I'm from Germany. In my country, people eat croissant, fruit, jam or marmalade and they drink coffee at breakfast. They are delicious. I prefer an omelet or a potato pancake. I like drinking orange juice.



3.

Hi, I'm Umut from Türkiye. I have breakfast with my family every day. I have cheese, tomatoes, cucumber, olives, eggs with Turkish sausages. Jam is my favorite. We like drinking tea at breakfast.



13. Answer the questions.

1. > Where is Jack from?
2. > What is the traditional British breakfast?
3. > Does Jack like cereal?
4. > What do German people drink at breakfast?
5. > Does Karl like croissants?
6. > What does Karl prefer at breakfast?
7. > Does Umut eat cheese at breakfast?
8. > What does Umut like drinking at breakfast?

14. Work in pairs. Imagine that you are one of the children in activity 12. Ask and answer about your breakfast habits.



Where are you from?

What do you have at breakfast?

15. Work in pairs. Ask and answer: What do / don't you prefer at breakfast?

16. Search the Net or ask your parents about a traditional breakfast of a region in your country. Describe it and express your opinions.



Assignment

Work in pairs. Act out about the food and drinks you like and don't like.



17. Listen and fill in the blanks.

Mom, can we buy ?

I'm sorry, we can't. It's too oily.

What about ?

No, it is full of sugar.

Can I have ?

No, you can't. They're not healthy. You shouldn't eat junk food.

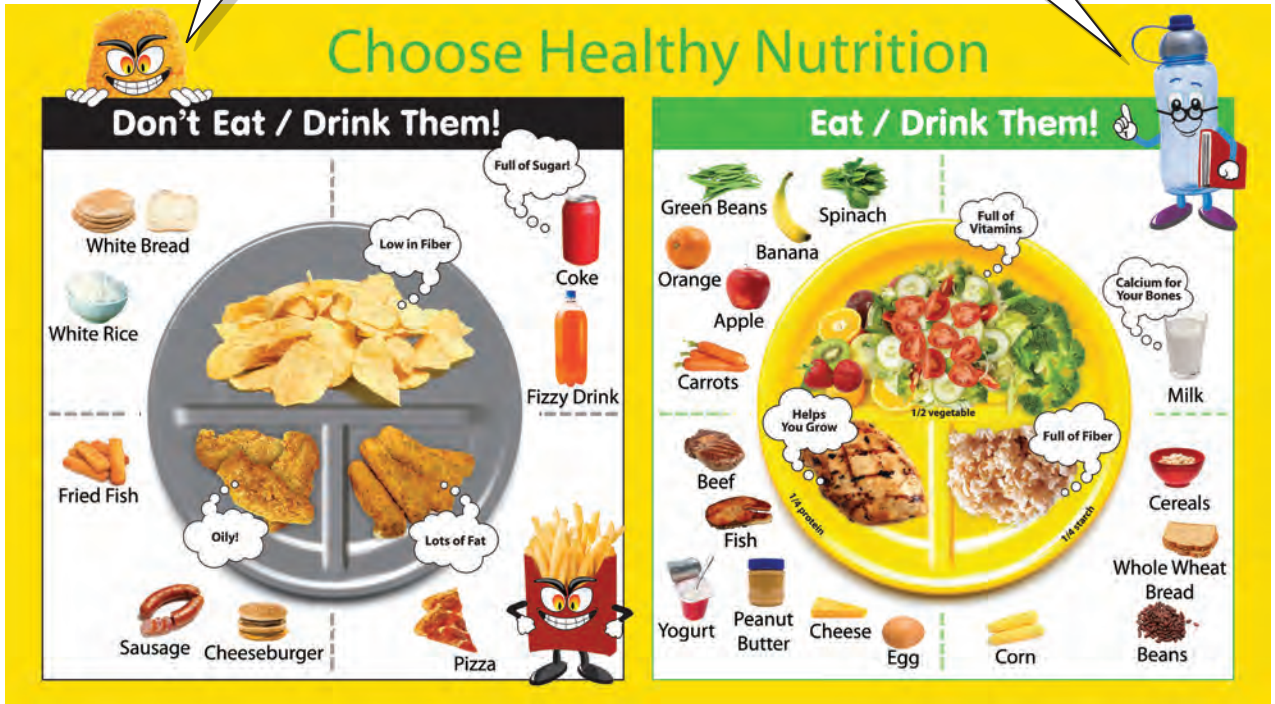


18. Work in pairs. Act out the dialogue in activity 17 using "biscuits, fizzy drinks, crackers".

19. Look at the brochure. Give suggestions as in the examples.

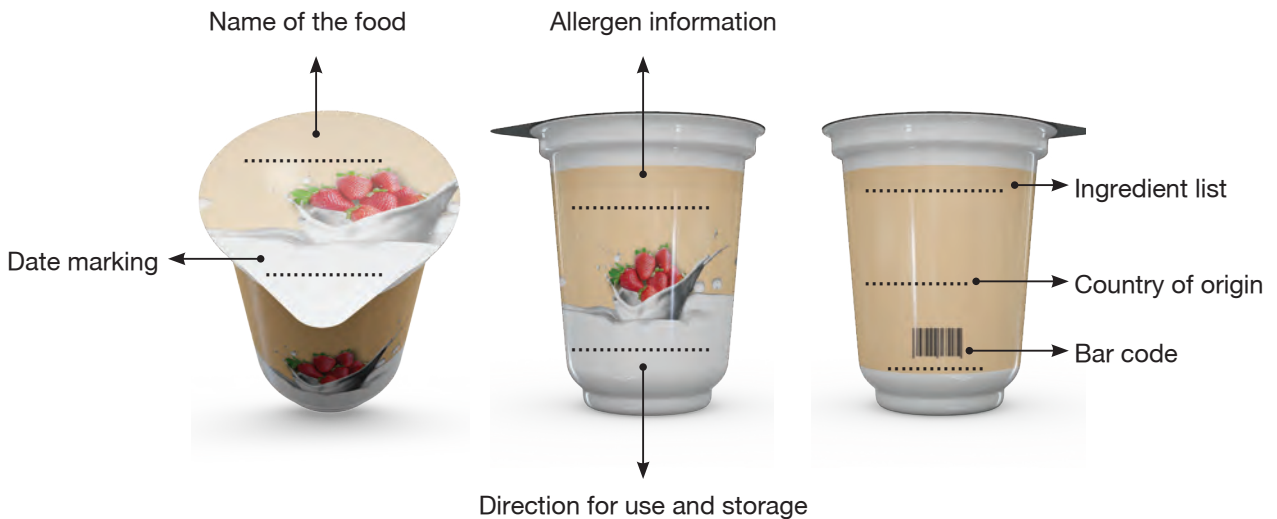
You shouldn't eat crisps because they are low in fiber.

You should eat vegetables every day because they are full of vitamins.



20. Label the product.

Use: Made in Spain / 84116454 / Contains soya beans / Best Before 10.2023 / Laluna Yogurt / pasteurized milk, sugar, organic strawberry purée / Store in cool place



21. Do you read food labels? Do you eat nutritious food?

Assignment

Prepare a poster. Show and categorize different food and drinks for breakfast.

LET'S PRACTICE!



1. Work in pairs. Choose a card. Ask questions and find your friend's card.

Do you like tea?



No, I don't.

Do you like eggs?

Yes, I do.

Are you A?

Yes, I am.

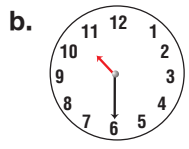
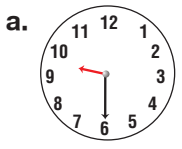


2. Read the text and choose the correct answers.



Hi, I'm Selin. Welcome to my Vlog "Health is Wealth with Selin". I'm preparing my favorite omelet. I get up at 9.30 a.m. at weekends and make it for my family. They like it, too. On weekdays I get up early. I never skip breakfast because it is an important meal. I eat nutritious food with my family. We like honey, butter, cheese and tomatoes. My mother makes delicious pancakes. We don't like coffee. We prefer tea or apple juice at breakfast. If you like, please click "subscribe" button.

1. What time does Selin get up at weekends?



2. What does her mother make for breakfast?



3. What do they drink at breakfast?

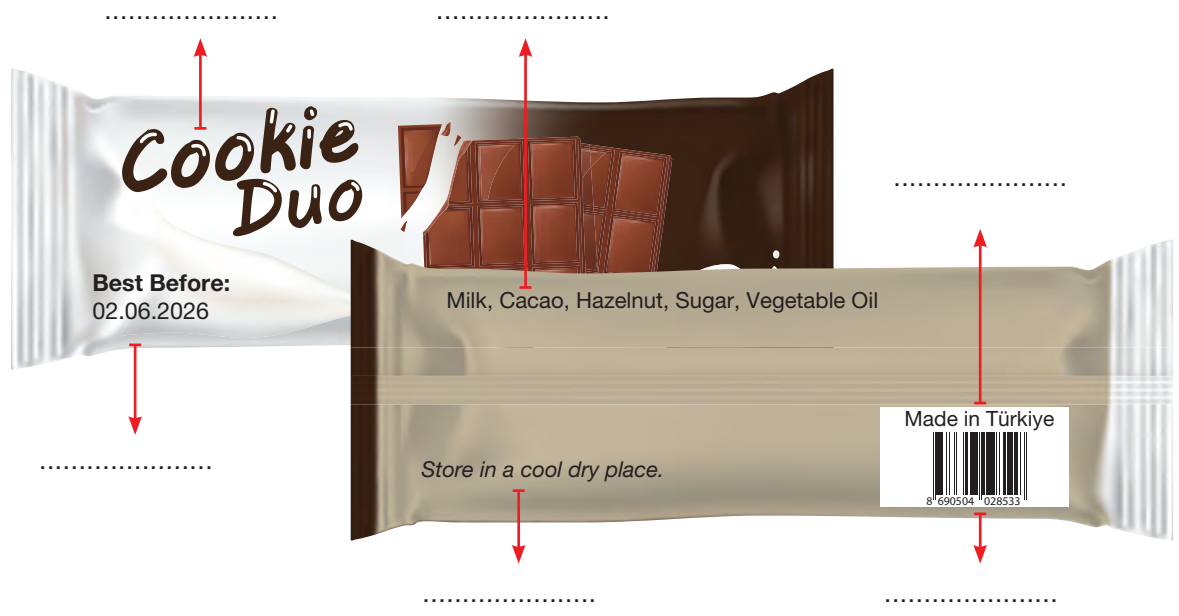


4. What don't they eat at breakfast?



3. Label the product.

Write: Date marking, Ingredient list, Country of origin, Direction for use and storage, Name of the food, Bar code



4. How polite are you? Do the quiz and learn.

1. You like the toast very much. What do you say to your mom?

- A. It is delicious, mom, thanks.
- B. Why don't you make some toast with honey?

2. You prepare a surprise breakfast for your parents at the weekend. What do you say?

- A. It's my favorite.
- B. Enjoy it.

3. Your friend gives you a muffin. You like muffins. What do you say?

- A. Yummy!
- B. I don't like junk food.

4. You are in a Chinese restaurant. You don't like the eggs with sauce. But the waiter / waitress brings one more. What do you say politely?

- A. I hate eggs.
- B. No, thanks.

5. You are in a restaurant. What do you say to the waiter / waitress politely?

- A. Can you bring me the menu, please?
- B. Bring me the menu.

6. Your friend doesn't eat nutritious food. What do you say?

- A. Let's eat pizza.
- B. You should eat healthy food.

Evaluation: *If you have more than 4 correct answers, you are quite polite.*

5. Read the sentences in activity 4 again. How can you say them in your own language?

6. Play a game.

Steps:

1. Work in pairs or in groups of four.
2. Choose a question and answer it in turns. When you answer the questions correctly, write your name in the boxes.
3. The one who has more boxes is the winner.

What do you eat at a birthday party?

Banana is a vegetable.
True or false?

What do you eat at breakfast?

Say 3 things in menemen.

What's the red tomato sauce on the potato chips?

Where do the apples grow?

What's your favorite drink at breakfast?

Does a typical French breakfast consist of croissants?

Should we eat some vegetables every day?

Do you like sausages?

Crisps are low in fiber. True or false?

What do we need to make a cake?

Should we store yogurt in a cool place?

Do the rabbits like carrots?

Do you prefer honey or jam?

Do you like junk food?

Egg is nutritious.
True or false?

Do you prefer muffins or bagels?

What's in a hamburger?

What's in a salad?
Name 3 things.

Are you allergic to peanuts?

Are you hungry now?

Do you like milk or tea at breakfast?

Does your mother like orange juice?

VOCABULARY

1. Add the missing letters and rewrite the words.

b_g_l	>	<input type="text"/>	bl__b_rry	>	<input type="text"/>	c_r__l	>	<input type="text"/>
ch__s_	>	<input type="text"/>	c_ff__	>	<input type="text"/>	_m_l_t	>	<input type="text"/>
cr__ss_nt	>	<input type="text"/>	-gg	>	<input type="text"/>	h_n_y	>	<input type="text"/>
m_lk	>	<input type="text"/>	m_ff_n	>	<input type="text"/>	s__s_g_	>	<input type="text"/>
t__st	>	<input type="text"/>	t_m_t_	>	<input type="text"/>	b_ff_r	>	<input type="text"/>

2. Find the breakfast items in the puzzle.

- cheese
- croissant
- tea
- sandwich
- honey
- cereal
- toast
- olives
- sausage
- salami
- milk
- butter
- bagel
- jam
- muffin

i	p	f	y	h	o	k	n	o	m	u	f	f	i	n	c
k	o	g	j	p	l	o	t	m	i	c	t	h	v	o	i
t	s	u	m	v	i	y	h	t	u	y	c	s	p	m	j
d	o	c	v	a	v	p	w	o	f	a	e	q	o	a	a
p	u	h	o	n	e	y	d	a	h	u	r	k	g	s	m
c	m	e	f	g	s	a	u	s	a	g	e	y	a	o	c
t	b	e	s	i	k	d	l	t	p	k	a	a	w	f	i
b	n	s	a	l	a	m	i	o	m	i	l	k	x	u	p
u	j	e	n	m	p	o	y	p	f	a	p	u	d	m	b
t	m	w	d	h	o	b	e	q	a	m	v	v	d	e	a
t	b	p	w	z	g	i	z	u	t	e	d	u	r	y	g
e	u	s	i	t	l	m	a	x	e	o	g	q	j	o	e
r	m	x	c	r	o	i	s	s	a	n	t	i	n	e	l
t	a	e	h	l	u	b	e	t	g	d	i	k	u	m	y

CAN DO CLUB

Read and give points (1-3).

At the end of the unit, I can ...

- identify the names of different food in an oral text.
- ask people about their food preferences.
- express my opinions about the food I like and I don't like.
- understand short and simple texts about food and preferences.
- understand the label of food products.





UNIT 3



DOWNTOWN






- describing places (making comparisons)
- describing what people are doing now (making simple inquiries)





1. Listen and find: Where does Sandy live?

NEW YORK (NYC)



ARLINGTON





12))

2. Listen again and tick the words or phrases you hear.

busy

crowded

downtown

kiosk

line

rent

sell

skyscraper

town

traffic jam



13))

3. Listen again and complete the sentences. Then, match them to the pictures in activity 1.

a. Look! There is a woman. She's (Picture)

b. He's our dog. (Picture)

c. They are in line. (Picture)

d. He is the windows. (Picture)

4. Look at the pictures of Arlington in activity 1. Write True (T) or False (F) for the sentences. Correct the false sentences.

(....) 1. The children are feeding the ducks.
.....

(....) 2. Two girls are riding motorbikes.
.....

(....) 3. A family is riding bikes.
.....

(....) 4. A family is having a picnic.
.....

(....) 5. A woman is painting pictures.
.....

(....) 6. There are small houses in the town.
.....

5. Describe Arlington and the people using the pictures in activity 1.
Use: small, quiet, peaceful, green, etc.



6. Choose the correct answers. Then, say.



1. What are they doing?
a. They are having a party.
b. They are waiting in line.



2. What is he doing right now?
a. He is feeding the homeless dogs.
b. He is feeding the birds.



3. What is she doing?
a. She's selling ice cream.
b. She's buying ice cream.



4. What are the boys doing now?
a. They're sitting on a bench now.
b. They're eating cherries now.



5. What are they doing right now?
a. They are playing basketball.
b. They are playing computer games.



6. What is she doing at the moment?
a. She's running.
b. She's walking.

Assignment

Draw a picture of your street / neighborhood. Describe what the people are doing. (You can use professions as well.)

7. Work in groups. A volunteer mimes an action. The others guess it.

You are playing the guitar.



8. Work in pairs. Look at the picture.

Student A: Choose a character.

Student B: Ask questions and find him / her.

Are you dancing?

No, I am not.

Are you singing a song?

Yes, I'm.

You are Mike.

Yes, you're right.



• listening to music

• playing with a yo-yo

• singing a song

• drinking water

• talking on the phone

• dancing

Attention

— What **is** he **doing** right now? — What **are** the boys **doing** now?

— He **is** **feeding** the homeless dogs. — They **are** **sitting** on a bench now.



14))

9. Listen and match the people to their names.



- (...) Pete
- (...) Sandy
- (...) John
- (...) June
- (...) Sue



15))

10. Listen again and write True (T) or False (F).

- (...) 1. Martin is reading Clara's e-mail.
- (...) 2. Clara is talking on the phone.
- (...) 3. Pete is skipping a rope.
- (...) 4. John is slimmer than Pete.
- (...) 5. June is shorter than Sandy.


11. Now, cover the picture above and describe it.

12. Work in pairs.

Student A: Label the children in the picture below. Describe them.

Student B: Guess who is who.

Then, swap the roles.



Attention

Sue is slimmer **than** June.

June is shorter **than** Sandy.

13. Read Martin's homework and answer his questions.

Subject: Compare two cities.

Manchester and Warwick

I want to write about Manchester and Warwick. My cousin, Sandy lives in Manchester. It is a big city. Big and noisy! Actually, my hometown, Warwick, is smaller and quieter than Manchester. The buildings are tall there. The buildings are shorter and older here in Warwick. The life in my town is easier and cheaper than the life in Manchester.

Manchester is more crowded than my town. Traffic in Manchester is worse than in Warwick. There are cinemas, cafés, shopping malls, theatres in that city. It is more famous than Warwick. I think it is more interesting and enjoyable than Warwick.

What do you think? Which is better, Manchester or Warwick?

14. Read and tick the correct sentences.

- (...) 1. Manchester is bigger and noisier than Martin's hometown.
- (...) 2. Warwick is more expensive than Manchester.
- (...) 3. Martin thinks that Warwick is more interesting than Manchester.
- (...) 4. The buildings in Manchester are taller and newer.

15. Answer the questions. Then, work in pairs and ask and answer more questions.

- 1. Is Warwick big or small?
- 2. Is Warwick noisier than Manchester?
- 3. Is Manchester more crowded than Warwick?
- 4. Are the buildings in Warwick shorter than the buildings in Manchester?

Attention

Which is **better**, Manchester **or** Warwick?

Traffic in Manchester is **worse than** in Warwick.

I think Manchester is **more** interesting and enjoyable **than** Warwick.



16. Categorize the words and compare Manchester and Warwick.

big, noisy, easy, tall, new, quiet, cheap, crowded, famous, good
beautiful, small, interesting, enjoyable, expensive, old, peaceful

Manchester is bigger
than Warwick.

I think Warwick is
more beautiful than
Manchester.



Manchester



e.g. big



Warwick

17. Write adjectives for Bodrum and İstanbul. Then, compare them.



Bodrum



İstanbul

Assignment

Keep expanding your visual dictionary by including new vocabulary items.

18. Read and write the names of the cities under the pictures.



.....



.....

Brugge and Petra are old and quiet cities. Petra is older than Brugge. You can visit Petra by camels.



.....



.....

Barcelona and New York are crowded and noisy cities. New York is more crowded and noisier than Barcelona. There is a traffic jam in New York.



.....



.....

Quebec and Paris are lovely cities. Paris is more famous than Quebec. Quebec is smaller and quieter than Paris.

19. Look at the pictures above and fill in the blanks. There can be more than one answer.

1. Barcelona is than Petra.
2. Brugge is than New York.
3. Quebec is than Barcelona.
4. The buildings in New York are than the buildings in Brugge.
5. The streets in Barcelona are than the streets in Quebec.
6. Petra is than Paris.

20. Work in pairs. Choose two cities. Ask your friend to compare the cities.

Can you compare Moscow and Istanbul, please?

Istanbul is more crowded than Moscow.

Moscow is colder than Istanbul in winters.



Baku

Population : 2.2 million
Weather (°C) : Winters: 5
 Summers: 27
Area (km²) : 2.140



Cambridge

Population : 149 thousand
Weather (°C) : Winters: 13
 Summers: 22
Area (km²) : 40



New York

Population : 8.4 million
Weather (°C) : Winters: 5
 Summers: 28
Area (km²) : 783



Moscow

Population : 11.9 million
Weather (°C) : Winters: -4
 Summers: 29
Area (km²) : 2.511



Istanbul

Population : 15.4 million
Weather (°C) : Winters: 6
 Summers: 24
Area (km²) : 5.343

21. Search the Net and learn about five cities in your country. Prepare cards for them as in activity 20. Work in groups of five. Put the cards in a bag. Choose two cards randomly and compare these cities.

Assignment

Prepare a poster. Compare your hometown with another city.

2. Look at the pictures and complete the speech bubbles. Then, compare two cities. Two words are extra.

Use:

busy

selling

stressful

helpful

skyscrapers

jam

crowded

easy

line

better

worse



Hi, I am in New York.

There is a traffic

People are waiting in

The streets are very

There are many

People are always



Hi, I am in the countryside near Cambridge.

People are fresh fruit in the bazaar.

Life and transportation is

People aren't here.

They are very

3. Work in pairs.

Student A: Choose a picture below.

Student B: Ask questions and find the picture.



Is he wearing a blue T-shirt?

Yes, he is.

Is he playing marbles?

Yes, he is.

Is he Phil?

Yes. Well done.

Russell



Bryan



Phil



Peter



Hugh



George



Matt



Paul



Greg



David



4. Which one is your dream city? Talk about it and compare it with another city. What are the people doing there?

Eskişehir is my dream city. It's quieter than İstanbul. It's greener than Kars. People can do many activities there. People are taking gondola rides in Eskişehir.



VOCABULARY

1. Match the parts. One is extra.

- (....) 1. Talk
- (....) 2. Walk
- (....) 3. Wait
- (....) 4. Wait for
- (....) 5. Cross
- (....) 6. Have
- (....) 7. Feed

- a. a picnic.
- b. the street.
- c. the bus.
- d. in the park.
- e. the birds.
- f. in line.
- g. on the phone.
- h. a car.

2. Write the opposites of the words below. Then, find them in the puzzle.

- cold X **hot**
- difficult X
- enjoyable X
- expensive X
- new X
- noisy X
- small X
- tall X
- old X
- good X

a	t	o	w	h	i	a	s	u	w	a	g
e	k	i	y	o	l	d	e	d	n	i	y
z	i	t	c	t	m	i	y	o	u	n	g
u	w	k	b	a	p	e	d	c	h	e	n
e	g	p	i	y	q	m	a	h	p	a	r
p	i	e	g	d	u	l	j	e	s	d	l
e	y	a	z	b	i	t	k	a	t	a	p
t	b	s	n	e	w	u	d	p	i	n	a
o	e	y	n	z	t	y	a	k	j	s	l
n	a	c	b	o	r	i	n	g	b	o	u
e	b	u	j	n	s	t	f	e	a	w	o
d	l	s	h	o	r	t	s	n	d	c	f

CAN DO CLUB

Read and give points (1-3).

At the end of the unit, I can ...

- identify expressions and phrases related to present events.
- pick up the expressions in a dialogue comparing things.
- ask people questions about what they are doing at the moment.
- ask people to compare things.
- describe people doing different actions.
- make comparisons between two things.
- understand visually supported, short and simple texts.





UNIT 4



WEATHER AND EMOTIONS



- describing the weather
- making simple inquiries
- expressing emotions

1. Look at the pictures below and say: What's the weather like today?

			
sunny	windy	rainy	stormy
			
snowy	cloudy	partly cloudy	foggy



2. Match the pictures to the weather conditions. Find the extra picture.

	<input type="radio"/>	a. It's rainy.	
	<input type="radio"/>	b. It's snowy.	
	<input type="radio"/>	c. It's partly cloudy.	
	<input type="radio"/>	d. It's foggy.	
	<input type="radio"/>	e. It's cloudy.	



16))

3. Listen to the weather forecast. Tick the correct symbols.

	Saturday	Sunday
Day	<input type="checkbox"/>	<input type="checkbox"/>
	<input type="checkbox"/>	<input type="checkbox"/>
	<input type="checkbox"/>	<input type="checkbox"/>
	<input type="checkbox"/>	<input type="checkbox"/>
Night	<input type="checkbox"/>	<input type="checkbox"/>
	<input type="checkbox"/>	<input type="checkbox"/>
	<input type="checkbox"/>	<input type="checkbox"/>
	<input type="checkbox"/>	<input type="checkbox"/>
	28°C	38°C
	20°C	30°C



4. Write True (T), False (F) or No Information (NI).

- (...) 1. It is rainy on Saturday in Sydney.
- (...) 2. It is 28°C at night on Saturday.
- (...) 3. It is rainy at night on Saturday.
- (...) 4. It is sunny on Sunday.

5. Match the words to the pictures. You can use your dictionaries. One word is extra.

a. freezing	b. boiling	c. warm	d. cold	e. hot
(...)	(...)	(...)	(...)	

Attention

- What's the weather like?
- It is 20 degrees Celsius.
- It is partly cloudy and rainy on Saturday.
- It is 30 degrees Celsius.

6. Work in pairs. Ask and answer about the pictures as in the example.



What's the weather like in the picture 1?


It's cloudy and windy. It's 18 degrees Celsius.

How many children are there?

There are two children.

What are they doing?

They are flying a kite.



Assignment

Prepare a chart for weather forecast and include visuals in the chart.



17))

7. Listen, sing and match.

If you're angry, angry, angry,
Stomp your foot.

If you're anxious, anxious, anxious,
Hold my hand.

If you're moody, moody,
I'll tickle you.

If you're scared, scared, scared,
Say oh no!




8. Now, change the song and sing. Use the sentences below.



If you're happy, happy, happy,
Laugh aloud.



If you're sleepy, sleepy, sleepy,
Take a nap.



If you're tired, tired, tired,
Have a rest.



9. Listen and fill in the blanks. Which word is extra?

Use: rainy, hot and sunny, boiling, stormy, foggy, cloudy, hailing

1

Child: Mom, I want to go swimming.

Mother: Today? It's, honey. Let's see the weather forecast on TV. Hmm... It's in the afternoon.

Child: Oh, no!

Mother: Don't be moody, dear. Why don't you call your friends and play scrabble at home?

Child: OK, mom.

2

Mike: Hi, Mike is speaking.

Mary: Hi, Mike. I'm Mary. I'm coming to New Jersey tomorrow. What's the weather like there?

Mike: It's fabulous here, Mary.

Mary: I don't get it. Can you repeat that, please?

Mike: I mean it's Actually, it's, Mary.

Mary: Really? I should take my hat and sunglasses with me, then. Thank you, Mike.

Mike: You're welcome.

3

Dad: Tim, stay at home and wait for me. I'm late.

Tim: Dad, I'm very anxious. It's outside.

Dad: Call your grandma. She can come in five minutes.

Tim: I don't understand. Can you repeat it, please?

Dad: Your grandma can be with you in five minutes.

Tim: OK, dad.

4

Azra: Hey, mom, come here! It's hailing outside.

Mom: Sorry? I don't get it.

Azra: It's Come and see.

Mom: Oh!

12. Read the e-mails and match them to their attachments. Which picture is extra?

✕ + - Send Address

From: Kimberly Dry
To: Brian Bright
Subject: I feel bored.

Hi Brian,
I am very sad. I want to go shopping, but it is cold and snowy. I am very bored at home. It's freezing, -5 degrees Celsius. Everywhere is ice. I'm taking and attaching a photo of Oslo. What's the weather like in Dublin?
Love,
Kimberly




Attachment

✕ + - Send Address

From: Brian Bright
To: Kimberly Dry
Subject: Snow is fun.

Oh, come on, Kimberly! Don't be moody. You can do a lot of fun things. Meet your friends. Throw snowball, go ice skating or make a snowman.
There is a storm with lightning here. We can't go out. I'm scared. I'm taking and sending a photo, too.
Love,
Brian

Attachment



13. Read the e-mails again and answer the questions.

1. How does Kimberly feel?
2. What is the weather like in Oslo?
3. What can Kimberly do on snowy days?
4. Why is Brian scared?

14. Work in pairs. Look at the extra picture in activity 12.

A: Ask questions to learn about the weather and your friend's emotions.

B: Imagine that you live in this city. Answer your friend's questions.

15. Read and find their favorite seasons.



Spring



Summer



Autumn



Winter



My favorite season is The days are long and the weather's hot and boiling. We go on holiday in this season. You can wear T-shirts and sandals. It's time to go to the beach. You can eat watermelon and peach in this season.

In, the days get longer and the weather is warmer. It sometimes rains. You can fly kites in windy days. In my favorite season, you can eat strawberries. I feel energetic in this season, but I feel sleepy on cloudy days.



In, the days are short and cold. It sometimes rains or snows. You should wear thick clothes such as coats, sweaters and hats. You can eat oranges, kiwis and chestnuts. I am happy on snowy days, but I feel scary in stormy weather.

The schools open in Leaves fall, some are yellow and some are brown. Don't forget to take your umbrella in rainy days. The weather is cool. You can pick grapes and pears in this season.



16. Work in pairs. Ask questions and find your friend's favorite season.



Do you go on holiday in this season?	No, I don't.
What's the weather like?	It's cool.
Can you eat grapes?	Yes, I can.
It's autumn.	Yes. Well done.

17. Read the texts and complete the sentences.



Hi from the North Pole. I am a polar bear. I like freezing weather. I feel happy and energetic in cold weather. I like swimming in icy water. My favorite season is winter. I can't live in hot weather. Please stop the global warming.



Hi there! I am a stray cat. I live on the streets. I don't like winters. I hate wet and cold weather. I feel scared and unhappy then. I love hot weather. I like sleeping under the sun. Please leave a bowl of water for me in summers.

1. The polar bear likes weather.
2. The polar bear's favorite season is
3. The polar bear energetic in
4. The polar bear wants us to the global warming.
5. The stray cat wet weather.
6. The cat's favorite season is
7. She scared and in weather.
8. The cat wants us to leave in hot weather.

18. Talk about the animals below.



Assignment

Act out weather conditions by using different emotions in various situations.

LET'S PRACTICE!



1. Put the words under the correct seasons. Then, make sentences using these words.

boiling	hot	raincoat	cool
dry	kite	rainy	sunglasses
freezing	cold	yellow leaves	sunny
hailing	rainbow	snowball	warm

SPRING SUMMER AUTUMN WINTER





e.g. It is boiling in my city in summer.

2. Talk about the children's feelings in different weather conditions. Then, fill in the table for you and say.

Benny				
Elsa				
Nora				
Paul				
You				

e.g. Benny feels happy in windy weather. He is moody in stormy weather. He is anxious in snowy days. He feels sleepy on sunny days.

3. Look at the table and make dialogues as in the example.

City	Weather Condition	Things to Do	What You Need
ANKARA	10°C 	<ul style="list-style-type: none"> • go to the cinema • do shopping • visit museums 	<ul style="list-style-type: none"> • raincoat • umbrella • boots
MUĞLA	30°C 	<ul style="list-style-type: none"> • swim • sunbathe • go sailing 	<ul style="list-style-type: none"> • sunglasses • hat • swimsuit • sun cream
RİZE	18°C 	<ul style="list-style-type: none"> • take photographs • go fishing • climb mountains 	<ul style="list-style-type: none"> • camera • fishing rod • backpack
ERZURUM	-3°C 	<ul style="list-style-type: none"> • build a snowman • ski • throw snowball 	<ul style="list-style-type: none"> • boots • coat • scarf • skis



What's the weather like in Ankara?

It's rainy and cool.

What can we do in Ankara?


We can go to the cinema, do shopping or visit museums.

What do we need?

We need a raincoat, an umbrella and boots.

4. Draw your dreamland and describe it and its weather. How do the people feel there?

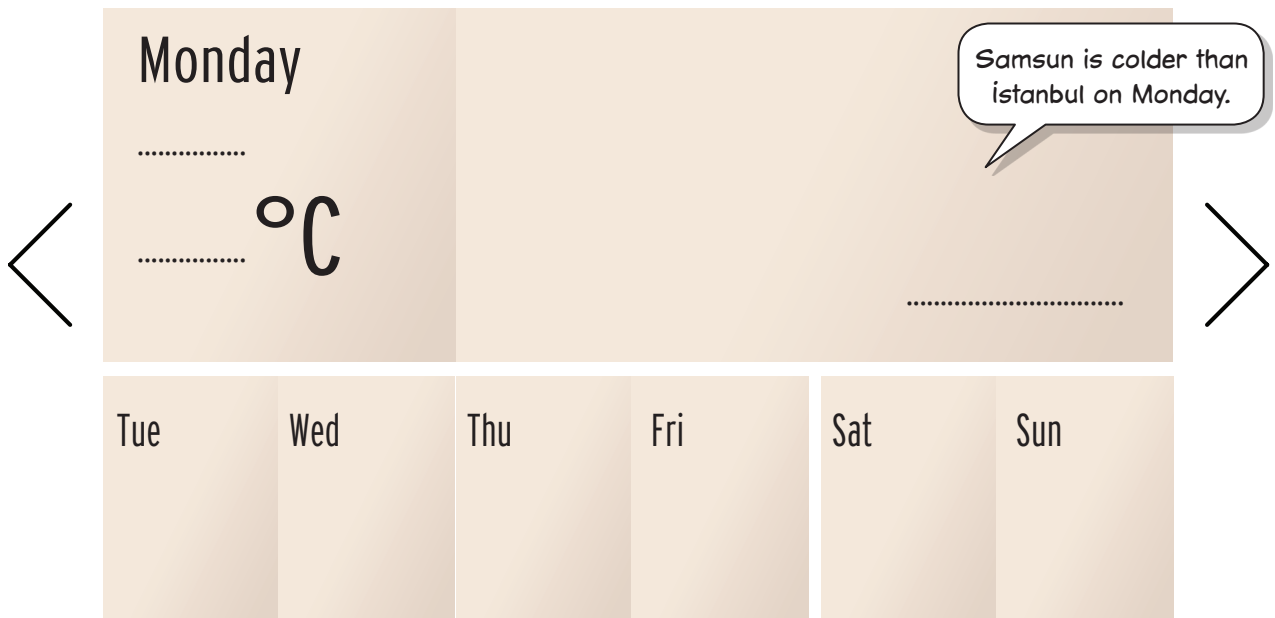
5. Look at the weather forecast of one week. Talk about it.



6. Compare the weather conditions above.



7. Search the Net and learn about a city's weather forecast. Fill in the chart below. Work in pairs and compare the cities.



8. Find the odd ones out. Then, fill in the blanks with these words.

anxious **moody**
happy **scared**

raincoat **hat**
dry **sweater**

stormy **boring**
exciting **interesting**

freezing **cool**
cold **boiling**

bored **tired**
scared **exciting**


windy **stormy**
lightning **fabulous**

1. The film on screen is very You should watch it.
2. It's my birthday. I'm to get a lot of presents.
3. It's not snowy or rainy in the desert. It is
4. It's I feel scared.
5. It's today. It's 40 degrees Celsius.
6. The weather is Let's have a picnic.

VOCABULARY

1. Match the emotions to the pictures.

- a happy b moody c sleepy d tired e sad f surprised



2. Unscramble the letters and find the words. Then, categorize them.

doymo >

acserd >

ihangi >

glinbo >

osxinau >

tosymr >

ygfog >

eslepy >

apphy >

fezireng >

Weather

Emotions

CAN DO CLUB

Read and give points (1-3).

At the end of the unit, I can ...

- pick up specific information from short oral texts about weather conditions and emotions.
- ask people about the weather.
- talk about the weather and my emotions in a simple way.
- understand short and simple texts about the weather, weather conditions and emotions.





UNIT 5



AT THE FAIR



- describing places
- expressing feelings
- expressing likes and dislikes
- stating personal opinions

1. Look at the picture. How old is Ken?



19)) 2. Listen and fill in the blanks.

Use: taller, cousins, ten, excited, shorter, younger

It's Ken's birthday party. He's very happy and He's years old now. Look at Ken's sisters, Suzy and Candy. Suzy is younger and than Candy. She is five years old. Candy is older and than Ken. The boys, Timothy and Sam, are their They are eight and nine. Timothy is and slimmer than Sam.

3. Read the text above and label the children in activity 1.

4. Read the text in activity 2 again and answer the questions.

1. Who is taller than Ken?
2. Who is shorter than Sam and Timothy?
3. Who is younger than Timothy?

5. Read and guess: Where does Ken want to go on his birthday?

It is a fantastic place. It's fun and frightening, but not boring. It is sometimes crazy, sometimes terrifying, but it's always an amazing place.



Camp



Zoo



Theatre



Fair

6. Look at the pictures above again. Read and fill in the blanks.

I think is a fantastic place. It's very exciting. I like animals.

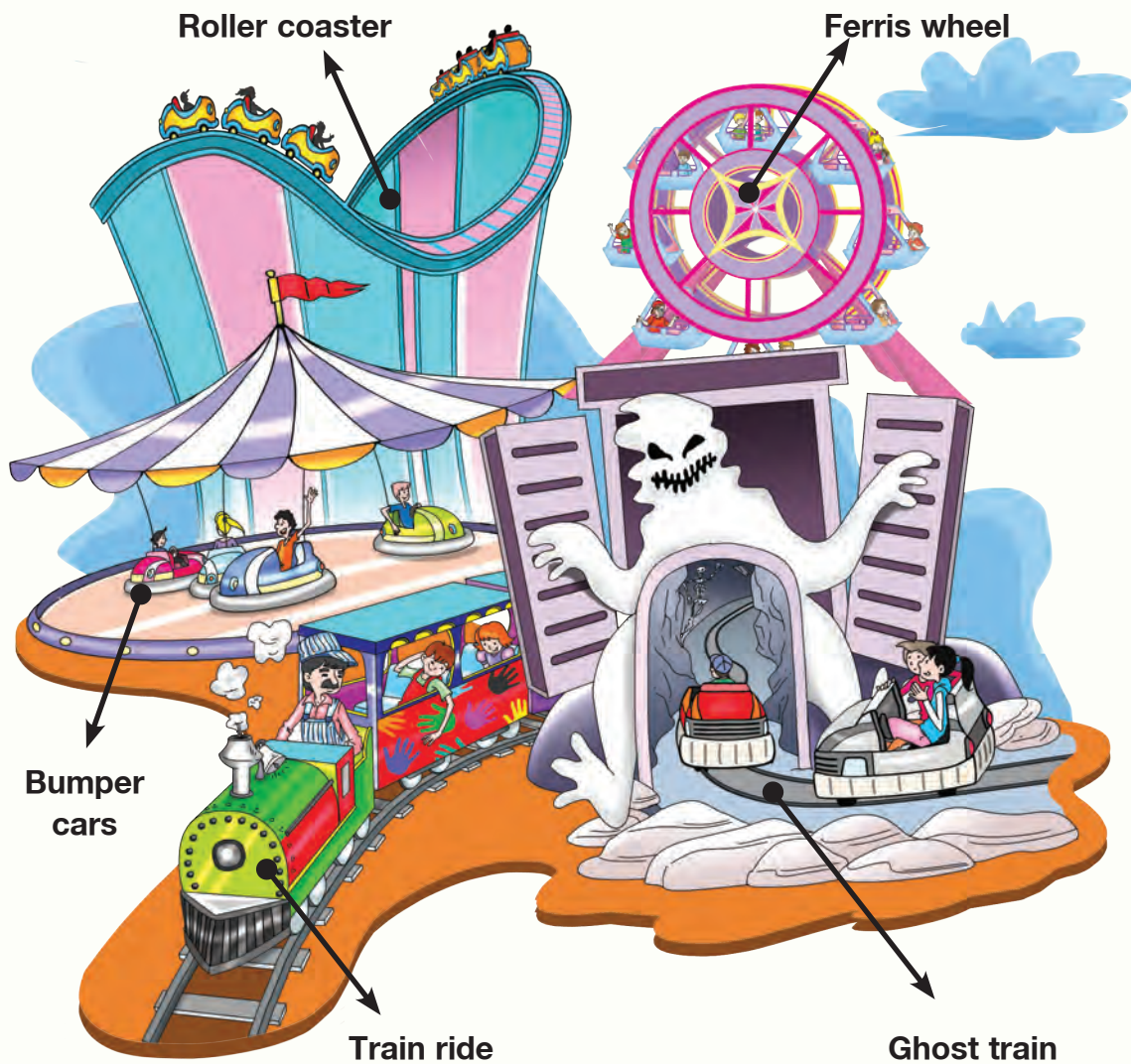
I think is boring. I don't like sleeping out.

..... is amazing. I like watching live performances of the actors and actresses.



7. Look at the picture. Which rides do you like?

FAIR





8. What is this?

A. a newspaper

B. a poster

C. a sign



9. Read and write True (T), False (F) or No Information (NI).

(...) 1. Carnival is open for eleven hours a day.

(...) 3. There is a circus and a fair in the carnival.

(...) 2. Carnival is a boring place.

(...) 4. Carnival is an expensive place.



20))


10. Ken, Timothy, Sam and Suzy are at the fair now. Listen and put the speeches in order.

- (.....) **Timothy** : Train ride? Oh, I think it is very boring.
- (.....) **Ken** : Oh, come on, Timothy. I disagree. I think bumper cars are duller than the train rides. I dislike bumper cars. I love Ferris wheels. They're fun.
- (.....) **Sam** : There are many rides at the fair. For example, roller coasters. I think they are crazy.
- (.....) **Suzy** : I think roller coasters are more horrible! I don't like ghost trains or roller coasters. I like train rides. They are fun.
- (.....) **Timothy** : Train ride is very dull. Let's go and drive bumper cars.
- (.....) **Ken** : I disagree. I think the ghost trains are horrible.
- (.....) **Suzy** : Sorry, could you repeat it, please?




21))

11. Listen again and write: Who loves what?




Sam


.....



.....



.....



.....

12. Read the dialogue in activity 10 and act it out.

13. Make sentences as in the example.

roller coasters / Ferris wheels (fast)



Roller coasters are faster than Ferris wheels.


1. ghost trains / train rides (terrifying)

2. roller coasters / bumper cars (thrilling)

3. ferris wheels / playgrounds (exciting)

4. train rides / carousels (good)

14. What do you think about fairs? Which ride do / don't you like? Compare them.






Assignment

Keep expanding your visual dictionary by including new vocabulary items.



15. Listen and put the emotions in order.



16. Listen and circle the correct ones.

Ken : Hey, it's an amusing / **amused** place. Look at the people. Everybody is happy.

Timothy : I think it's too noisy. I'm **confused** / **confusing**.

Ken : Oh, come on. It's fun. Let's ride on a roller coaster.

Timothy : Oh, you look **frightened** / **frightening**, Suzy.

Suzy : Umm... I feel a little **frightened** / **frightening**. You know, I'm **interesting** / **interested** in train rides.

Ken : OK. Let's start with the train ride, then.

.....

Suzy : Hey, kids, you look **tiring** / **tired**.

Ken : Oh, yes, funfairs are **exciting** / **excited**, but also **tiring** / **tired**. We feel too **tired** / **tiring**.

Suzy : I agree.

17. Complete the sentences as in the example.



Suzy thinks roller coaster is frightening. **Suzy feels frightened.**

1. Timothy thinks fair is confusing. He feels
2. Ken thinks fair is amusing. He feels
3. Suzy thinks train rides are She is in train rides.
4. Ken thinks fairs are and He is and

Attention

- I think fair is an **exciting** place. I am **excited**.
- I agree. Fair is fun.
- I disagree. Fair is **boring**. I feel **bored**.

18. Read the speech bubbles and match them to the parks. One park is extra.

....



Kübra

I think it's the most wonderful park in Eskişehir. The pirate ship is fun, but the park near the castle is more interesting. I feel amused there. You can get around by a train ride. You can also visit the zoo there. It's quieter than Harikalar Diyarı.

....



Ecrin

It's my favorite place in Ankara. You can see many cartoon characters there. My favorite one is Nasreddin Hodja. You can meet your friends at a café and drink beverages. You can enjoy the water bicycles there. I think it's more fantastic than Sazova Park.

1 Harikalar Diyarı



2 Sazova Park



3 Tropikal Kelebek Bahçesi



19. Answer the questions.

1. What can you do in Sazova Park?
2. Where can you visit a zoo?
3. What does Ecrin think about Harikalar Diyarı?
4. Where can you meet your friends at a café?
5. How does Kübra feel in Sazova Park?
6. What do you think about these parks?

20. Work in pairs. Choose a picture. Imagine that you are in that place.

Ask and answer: Where are you?
Who are you with?
How is the weather?
What are you doing?
How do you feel?
What do you think?

Use: slide, ride on, swing, walk around, etc.



Water Park



London Eye



Dino Park



Fair



Musical Playground



Miniatürk

Assignment

Work in groups. Prepare a poster of a fair. Talk about your feelings and personal opinions concerning the fair poster.

LET'S PRACTICE!



1. Read and match. One is extra.

A

- (.....) 1. What do you think about the carnivals?
- (.....) 2. Do you like going to fairs?
- (.....) 3. I like roller coasters. They are amazing.
- (.....) 4. Do you like bumper cars or Ferris wheels?
- (.....) 5. Why do you like carousels?
- (.....) 6. I think Ferris wheels are amazing.

B

- a. Bumper cars. They are fun, I think.
- b. Because they are entertaining and not dangerous.
- c. Yes, I do.
- d. I think they are enjoyable.
- e. I agree. Ferris wheels are crazy.
- f. I disagree. I think they are horrible.
- g. I hate train rides.

2. Fill in the blanks to make comparisons. There can be more than one answer.

- 1 I think playing PC games are than painting pictures.
- 2 I think the USA is than England.
- 3 I think Maths is than Science.
- 4 I think roller coasters are than Ferris wheels.
- 5 I think summer is than winter.
- 6 I think a circus is than a museum.

3. What do you think about them?



chair swing



I think chair swing is enjoyable. I like it.



trampoline



go kart



boat swing



ballerina

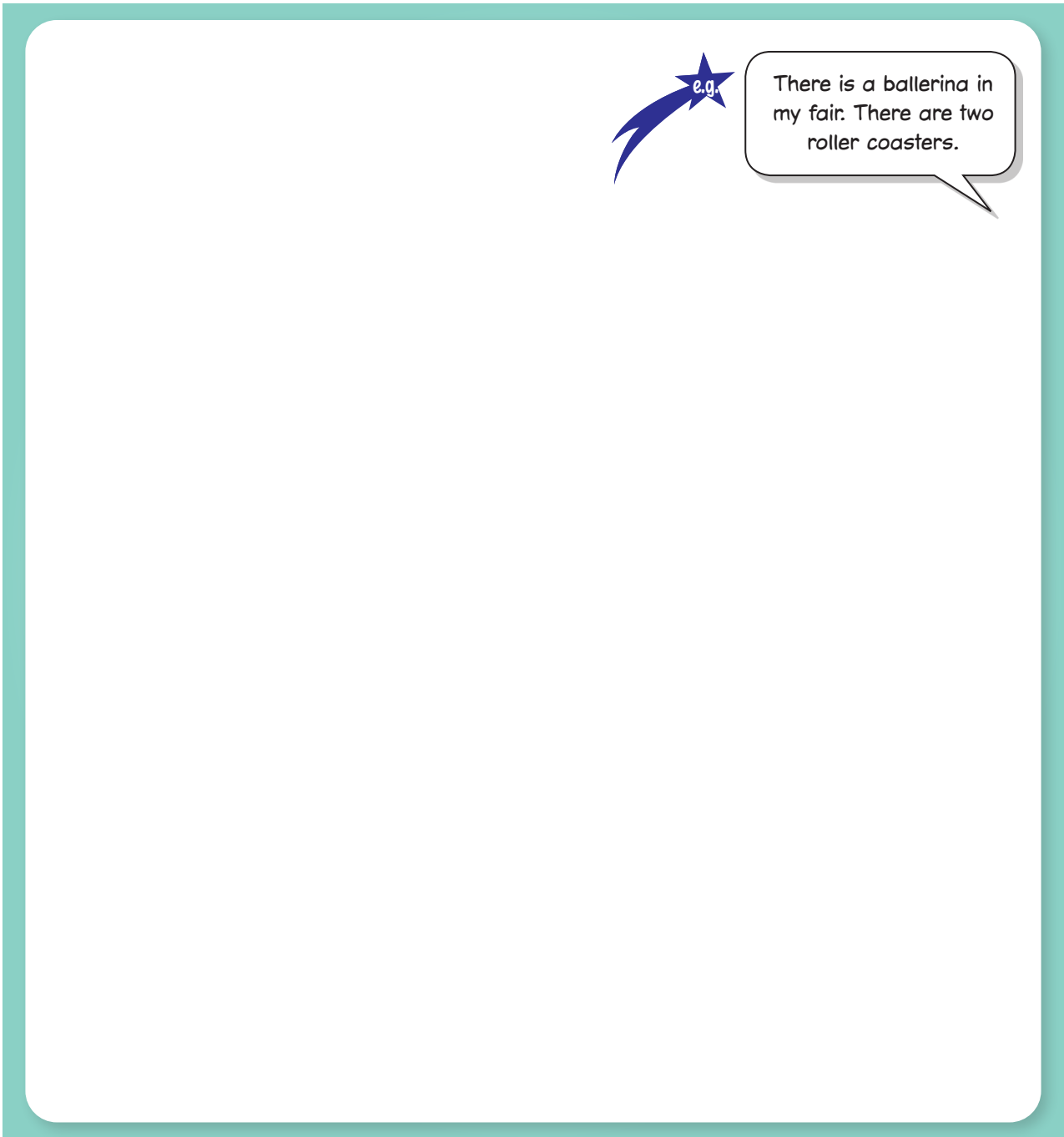
4. Work in groups of three or four. Discuss with your friends about the pictures above.

I think chair swing is crazy.

I agree. It is crazy, but boat swing is crazier than chair swing.

I disagree. I think boat swing is dull.

5. Imagine a fair. Draw only what you like. Then, describe it.



e.g.

There is a ballerina in my fair. There are two roller coasters.

6. Work in pairs. Look at your friend's picture and complete the sentences.

- 1. I like, but my friend doesn't like it.
- 2. I don't like, but my friend likes it.
- 3. We both like
- 4. We both don't like

7. Fill in the blanks with the correct forms of the words.

1. I'm because the film is (boring / bored)
2. Running 2 km is too, so I'm (tiring / tired)
3. Jane thinks Maths is She is in Maths. (interesting / interested)
4. Everybody feels because Peter tells stories. (amusing / amused)
5. Lightning and storms make me They are (frightening/ frightened)

8. Complete the speech bubbles with "I agree", "I think", "I disagree".



Which one is more exciting?

Carousel is boring.

Boat swings are frightening.



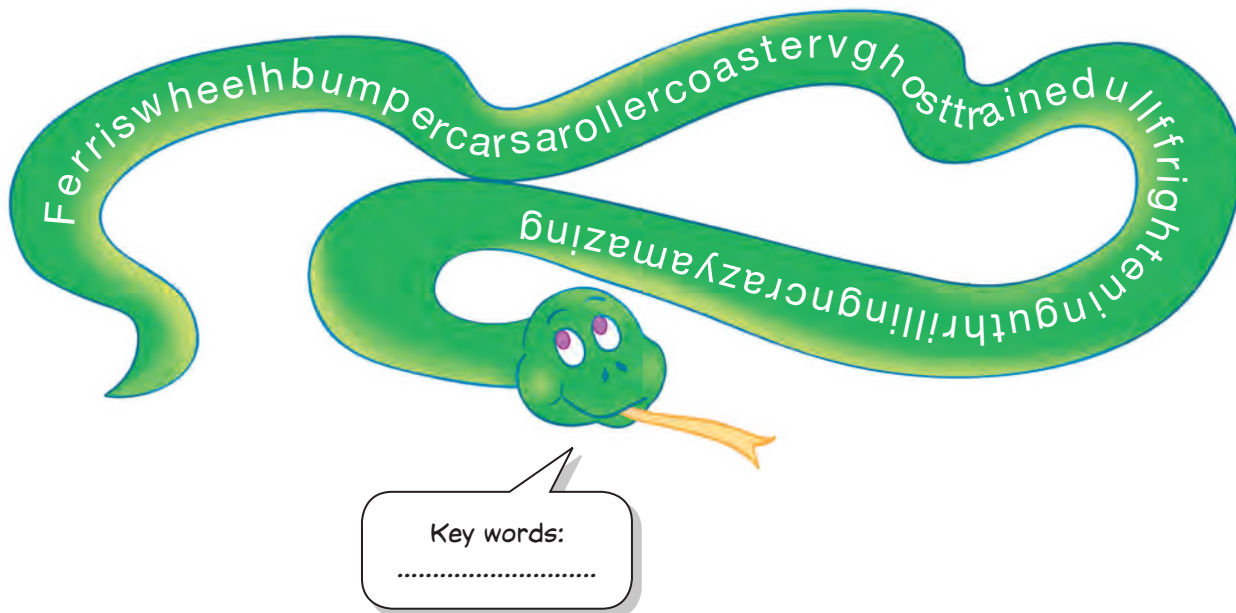
..... a roller coaster is more exciting.

..... It's not exciting.

..... They are fun.

VOCABULARY

1. Circle the words. Collect the extra letters and find the key words.



2. Match the words to their synonyms. Find the extra word.

<p>1 Wonderful (.....)</p> <p>2 Interesting (.....)</p> <p>3 Nice (.....)</p> <p>4 Boring (.....)</p> <p>5 Scared (.....)</p> <p>6 Amusing (.....)</p>	<p>a. Fine</p> <p>b. Frightened</p> <p>c. Exciting</p> <p>d. Dull</p> <p>e. Entertaining</p> <p>f. Tiring</p> <p>g. Amazing</p>
--	---

CAN DO CLUB

Read and give points (1-3).

At the end of the unit, I can ...

- recognize the words related to the expression of emotions.
- talk about and express the feelings and personal opinions about places and things.
- use various simple expressions to state the feelings and personal opinions about places and things.
- understand general meaning in simple texts related to the feelings and personal opinions about places and things.
- read specific information on a poster about a certain place.





UNIT 6



OCCUPATIONS



- talking about occupations
- asking personal questions
- telling the time, days and dates



1. Look at the pictures below. Do you know their occupations? Use your dictionary and learn. Then, complete the sentences.

Use: policewoman, hairdresser, lawyer, saleswoman, pilot, architect, manager (One is extra.)



Mr. Carter works in a court.
He is a / an



Mrs. Robinson works in her office.
She is a / an



Mrs. Hopkins works in a department.
She has a car and a uniform.
She is a / an



Mr. Brown works for an airline.
He is a / an



Miss Simpson works in a clothes shop.
She is a / an



Mrs. Swift works in an office.
She is a / an



2. Who are talking? Listen and tick the pictures above.

3. Read the sentences. Write the occupations.

1. A / An designs buildings.
2. A / An sells things in the shops, malls or streets.
3. A / An manages an office or a firm. She / He leads the staff.

4. Work in pairs. Choose an occupation. Ask and answer.

What do you do, Selin?

I'm a hairdresser. I cut, dye and design hair in a hairdresser's.



Hairdresser: cut / dye / design hair



Engineer: design materials and structures



Cook: cook food



Nurse: look after the patients



Waitress/Waiter: serve food and drinks



Salesman: sell goods



Mechanic: repair engines or cars

5. Now, write about your friend's occupation as in the example.




Selin is a hairdresser. She cuts, dyes and designs hair in a hairdresser's.

.....
.....

6. Look at the pictures below. Describe the occupations using the words in the boxes as in the example.

She is a teacher.
She can teach Science, but she can't repair houses.




Use:
worker
tailor
hairdresser
~~teacher~~
pilot
doctor
photographer
musician




Use:

- take photos
- build houses
- play an instrument
- cut hair
- fly a plane
- cut and sew fabric
- ~~teach Science~~
- cure people



7. Prepare an occupation card. Work in groups and make a chain conversation as in the example.



8. Work in pairs.

Student A: Think of an occupation.

Student B: Ask questions and find the occupation.

e.g.

Do you work in a building?	No, I don't.
Can you fly a plane?	No, I can't.
Can you drive a bus?	Yes, I can.
Are you a bus driver?	Yes, I am.

Assignment Find out the occupations of your family members. Write what they do.



25

9. Listen to the dialogue. Circle the correct words. Then, act out new dialogues using the other bold words.

A: What do you do?

B: I'm a **painter / cook / musician / hairdresser**.

A: Oh, talk about your abilities, please.

B: Hmm... I can **draw sketches / read the notes / make a cake / cut hair**.

A: Oh, can you **play the violin / paint portraits / dye hair / cook kebab**?

B: Of course.



10. Imagine that you are a farmer. Write about your daily routines.

Use: collect eggs, plant vegetables, pick fruit, feed animals, etc.

Sunday

→ I'm a farmer. I water the trees on Sundays.

Monday

→

Tuesday

→

Wednesday

→

Thursday

→

Friday

→

Saturday

→

11. Now, talk about your daily routines.

Attention

- What do you do?
- I'm a salesman.

- **Can** you sew?
- No, I **can't**.

- What **can** you do?
- I **can** play the violin.



26)

12. Listen and write True (T) or False (F).


- (...) 1. They are flying to San Francisco.
- (...) 2. Clark is self-employed.
- (...) 3. Clark has a boss.
- (...) 4. Suzan is a manager.
- (...) 5. Suzan is attending to a medical conference on 17th March.




13. Look at the notes about Dr. Suzan Fisher and fill in the blanks on the web page.

Full name: Dr. Suzan Fisher	Working days / hours:
Born: 12 th May 1985	Tuesday to Thursday
Hospital: Ashford General Hospital	(9.00 a.m. to 3.00 p.m.)
E-mail: s.fisherdr@kingston.ac.uk	Friday
	(1.00 p.m. to 10.00 p.m.)

http://www.ashford.co.uk/staff/suzan-fisher.php

Ashford  General Hospital


home useful links contact us login

Call our clinics on 0845 6808699 or 01323 410400 

Dr. Suzan Fisher

Dr. Suzan Fisher was born in London on

Dr. Fisher was graduated from Oxford University Medical School in 2012. She works in the hospital on Tuesdays,, Thursdays and Fridays. She starts working at and leaves hospital 3 p.m. Dr. Fisher examines her patients from 1 to 10 p.m. Fridays. Dr. Fisher lives near Ashford and she is married with 2 small children.



14. Read the texts in activity 13 again and answer the questions.

1. When was Suzan Fisher born?
2. Where was she born?
3. Was she a doctor in 2015?
4. What time does she start working on Tuesdays?
5. What time does she leave hospital on Fridays?
6. How many children does Suzan have?



27))

15. Listen and fill in the tables for Suzan.

on Monday
• go swimming at
• jogging at o'clock

on Saturday
• meet her friends and have a cup of 10 o'clock
• take her children to the in the

on Sunday
• her parents on Sunday
• to a dance course with her husband on Sunday afternoons

16. Talk about Suzan.



Suzan was born on 12th May 1985. She has two children. She doesn't work on Mondays. She goes

17. Read and complete.

Ordinal Numbers

1 st → First	11 th → Eleventh	21 st → Twenty-first
2 nd → Second	12 th → Twelfth	22 nd →
3 rd → Third	13 th →	23 rd → Twenty-third
4 th → Fourth	14 th →	24 th →
5 th → Fifth	15 th →	25 th →
6 th →	16 th →	26 th →
7 th →	17 th →	27 th → Twenty-seventh
8 th → Eighth	18 th →	28 th →
9 th → Ninth	19 th →	29 th →
10 th →	20 th → Twentieth	30 th → Thirtieth
		31 st →

Attention

I was born **on** (the) 21st (of) April, nineteen eighty-five.

My sister was born **on** (the) 13th (of) May, two thousand five.

My grandfather was born **in** 1950.

She goes jogging **at** 3 o'clock **in** the afternoons **on** Mondays.

18. Work in pairs. Ask questions about your friend's family members and relatives as in the example.



When was your father born, Ercan?

He was born on 30th October 1977.

What does your father do?

He's a salesman, but he also works at a restaurant on Fridays.

19. Now, write about your friend's relatives and family members.

.....

.....

.....

.....

20. Look at the pictures. Read the clues and answer the questions.



Name: Sandra Adams
Occupation: astronaut
Birthdate: 13th June 1975
Can: go to space by a spacecraft

1. What's her name?
2. What does she do?
3. When was she born?
4. What can she do?



Name: Daniel Hall
Occupation: zoo keeper
Birthdate: 11th September 1980
Can: feed and take care of animals

1. What's his name?
2. What does he do?
3. When was he born?
4. What can he do?



Name: Ronald Davis
Occupation: worker
Birthdate: 30th January 1990
Can: build skyscrapers

1. What's his name?
2. What does he do?
3. When was he born?
4. What can he do?

21. Compare the jobs above.

Use: difficult, enjoyable, dangerous, thrilling, fun, etc.



I think being a zookeeper is more enjoyable than being an astronaut.

22. Read the dialogue. Then, prepare a similar dialogue with your partner using the clues in activity 21.

- A:** What do you do?
B: I'm an astronaut.
A: When were you born?
B: I was born on 13th June 1975.
A: What can you do?
B: I can go to space by a spacecraft.

Assignment

Keep expanding your visual dictionary by including new vocabulary items.

LET'S PRACTICE!



1. Find the occupations in the crossword puzzle.

cook
pilot
dentist

waiter
fireman
doctor

mechanic
architect
worker

tailor
painter
salesman

The crossword puzzle grid contains the following letters:

- Down 1: o
- Down 2: e
- Across 1: a
- Across 2: e
- Across 3: a
- Across 4: o
- Across 5: i
- Across 6: t

Illustrations include a fireman, a chef, a tailor, and a doctor.

2. Read the sentences. Write the occupations from the crossword puzzle.

.....

1. You take your car to this person when you have a problem with it.

.....

2. She / He works in a restaurant or a café. She / He makes meals.

.....

3. If you are ill, you go and see this person. She / He treats diseases, injuries and pains.

.....

4. If there is fire, call 112. She / He puts off fire.

3. Match the jobs to their works and tools. Then, ask and answer.

(4, b) a barber
 (.....) a postman
 (.....) a dentist
 (.....) a waiter / waitress
 (.....) a singer
 (.....) a nurse
 (.....) a farmer

1. sing songs
2. deliver letters
3. grow vegetables and fruit
4. cut hair
5. help patients and doctors
6. serve food and drinks
7. treat people's teeth

- a. a tray
- b. scissors
- c. a shovel
- d. a microphone
- e. a bag
- f. a mouth mirror
- g. a thermometer

What do barbers do?

Barbers cut hair.

What does a barber use?

A barber uses scissors.

4. Now, compare the jobs above.

Use: difficult, enjoyable, dangerous, thrilling, fun, dull, fascinating, etc.



I think being a waiter is more enjoyable than being a nurse.

5. Read and fill in the blanks with "is, are, was, were".

1. He old now, but he young 50 years ago.
2. She fat now, but she thin two years ago.
3. The shops open 10 minutes ago. They closed now.
4. It hot now. It cold early in the morning.
5. We hungry before the lunch. We full now.

7. What do you want to be in future? Think of this occupation. Do the job analysis below. Then, talk about it.

DO YOU ...?

- get up early?
- work long hours?
- wear a uniform?
- use special equipment?
- talk to public?
- travel?
- work at night?

IS YOUR JOB ...?

- enjoyable?
- interesting?
- exciting?
- tiring?
- boring?
- dangerous?
- stressful?

CAN YOU ...?

- learn new things?
- meet new people?
- improve your skills?
- help people in need?

The notebook is decorated with three icons on the right side: a person sitting at a desk (orange), a person presenting at a whiteboard (dark blue), and two hands shaking (light blue).

8. Match the sentences to the dates. Find the extra date.

a.

14.03.1879

b.

26.02.2018

c.

24.06.1987

d.

21.04.1913

e.

29.08.2000

- (.....) 1. The famous writer, Şevket Rado was born on the twenty-first of April, nineteen thirteen.
- (.....) 2. The famous scientist, Albert Einstein was born on the fourteenth of March, eighteen seventy-nine.
- (.....) 3. The well-known footballer, Messi was born on the twenty-fourth of June, nineteen eighty-seven.
- (.....) 4. The talented young pianist, Eylül Esme Bölücek was born on the twenty-ninth of August, two thousand.

VOCABULARY

1. Look at the hats and caps below and write the occupations near them.

1. 	4. 
2. 	5. 
3. 	6. 

2. Find the different one.

nurse	doctor	farmer
architect	waiter	cook
worker	hairdresser	engineer
driver	pilot	lawyer
barber	singer	hairdresser
policeman	singer	actor

3. Add letters and write the months.

J _ N _ _ RY	F _ BR _ _ RY	M _ RCH
_ PR _ L	M _ Y	J _ N _
J _ LY	A _ G _ ST	S _ PT _ MB _ R
_ CT _ B _ R	N _ V _ MB _ R	D _ C _ MB _ R

CAN DO CLUB

Read and give points (1-3).

At the end of the unit, I can ...

- understand familiar words and simple phrases concerning people's occupations in clear oral texts.
- understand the time, days and dates.
- talk about occupations.
- ask personal questions.
- state the dates.
- understand familiar words and simple sentences about occupations and the dates.
- produce a piece of writing about occupations and the dates.





UNIT 7



HOLIDAYS



- talking about past events (making simple inquiries)

1. Look at Michael's photo album. Match the pictures to the sentences.



- (....) a. Michael was on a camp last weekend. He stayed in a tent.
- (....) b. He visited a museum yesterday. It was interesting.
- (....) c. Michael and his family were on a cruise tour 2 years ago. They enjoyed it a lot.
- (....) d. Michael was at the seaside last summer. He played under the sun.

2. Where were you? Choose the correct word and fill in the blanks for yourself.

1. I was **in / on / at** last semester holiday.
2. I was **in / on / at** three months ago.
3. My family and I were **in / on / at** last evening.
4. My friends and I were **in / on / at** yesterday.



28))

3. Listen and find: Was Michael on holiday last week?



29))

4. Listen again and tick the correct sentences.



- (...) Michael was in İstanbul for holiday.
- (...) Michael's parents were on holiday with him.
- (...) They stayed in a tent.
- (...) Michael learned sailing.
- (...) His holiday was boring.

5. Fill in the table below for yourself. Then, choose a row and make sentences as in the example.

Pam was in Paris last week. She visited museums. Her holiday was interesting.

Who?	Where?	When?	What?	How?
Pam	Paris	last week	visited museums	interesting
Tom	Nepal	last month	climbed mountains	exciting
Alex	New York	yesterday	watched a parade	boring
Kim and Tim	Bursa	last year	learned skiing	amazing
Doruk and Kerem	Nevşehir	two days ago	visited their grandmother	enjoyable
Your name:

6. Work in pairs. Look at the table again. Prepare a similar dialogue as in activity 3.

Hi! Were you on holiday last ...?

Where were you?

What did you do?

How was it?

Yes, I was.

I was in

I

It was

7. Read the dialogue and fill in the blanks. Then, act it out.

Use: watched, climbed, were, do, milk, played, was, planted, walked, helped (One is extra.)

Michael : Hi, Julia. You weren't at home last week. Where you?

Julia : I was on my grandfather's farm. It wonderful.

Michael : Really? What did you there?

Julia : I my grandfather. I trees and picked some fruit.
I some flowers with my cousin.

Michael : Did you the cows?

Julia : No, I didn't.

Michael : Then?

Julia : We in the forest. There were a lot of birds. We them.



8. What did Julia do on holiday? Read the dialogue again and tick.

(...) Visit her grandfather.

(...) Pick fruit.

(...) Milk the cows.

(...) Study English.

(...) Plant flowers.

(...) Watch the birds in the forest.

(...) Help her grandfather.

(...) Play with her friends.

Attention

— What **did** you do there?

— We stay**ed** at a hotel. I learn**ed** sailing.

— **Did** you milk the cows?

— No, I **didn't**.

9. Think about Julia and Michael's holidays. Write their names to make sentences.

- a. **Michael** was in Antalya for holiday.
- b. was on her grandfather's farm.
- c. watched birds in the forests.
- d. didn't stay at a hotel.
- e. enjoyed the sun and the sea.
- f. helped her grandfather.
- g. didn't plant flowers.

10. Choose the correct answers. Then, say: What do you think about a farm holiday?

1. Did Julia visit her uncle last week?
- a. Yes, she did. She visited her uncle.
 - b. No, she didn't visit her uncle.

2. Did she stay on a farm?
- a. Yes, she stayed on a farm.
 - b. No, she didn't stay on a farm.

3. Did Julia plant flowers?
- a. Yes, she did. She planted flowers.
 - b. No, she didn't plant flowers.

4. Did she climb mountains?
- a. Yes, she did. She climbed mountains.
 - b. No, she didn't climb mountains.

5. Did she milk the cows?
- a. Yes, she milked the cows.
 - b. No, she didn't milk the cows.

6. Did she enjoy her holiday?
- a. Yes, she did. She enjoyed her holiday.
 - b. No, she didn't enjoy her holiday.

11. Julia helped her grandfather. She's a helpful and respectful girl. Do you help your grandparents? What do you do?




12. Talk about Michael. What did / didn't he do in Antalya?

✓



✗



✗



✓



✓



✗



13. Write about Michael's holiday.

Michael was in

.....

.....

.....

.....



30))

14. Listen and circle what you hear.

Last summer, I was in a summer camp at the seaside in the mountains with a famous person my family my friends. It was a wonderful an exciting a boring

holiday. We travelled there by plane bus caravan. We stayed at a 5-star hotel in a tent in a bungalow near a lake river forest.

We walked by the river prepared our breakfast joined a sightseeing tour in the mornings. We picked flowers fruit blueberries. We played volleyball football dart

in the afternoons. I learned swimming catching fish cooking. When I arrived home, I was tired happy sad.

15. Make up another story using the clues in activity 14.



16. Fill in the blanks in the boxes in activity 14. Make up and write down your own story.

.....

.....

.....







.....

.....

.....

.....

17. Look at the schedule and read John's postcard. Then, fill in the blanks.

YOUTH CAMP SCHEDULE					
Monday		Tuesday		Wednesday	
Morning	Afternoon	Morning	Afternoon	Morning	Afternoon
prepare breakfast	play volleyball	visit a fair	learn riding a horse	play football	climb a mountain
					


Dear Mona,

I was in a Youth Camp last week. It was exciting. There were different activities every day.

On Monday we prepared breakfast in the morning and played volleyball in the afternoon. On Tuesday we a fair in the morning and learned riding a horse in the afternoon. On Wednesday we football in the morning and a mountain in the afternoon.

See you soon.

Yours,
John



Mona Heyler

1960 Orchard St.

Chicago 14

18. Work in pairs. One of you is John. Ask and answer.



What did you do on Monday morning, John?

We prepared breakfast.

19. Look at the brochure and make an imaginary schedule for yourself. Then, talk about your past activities.

WINTER YOUTH CAMP SCHEDULE

Saturday

Sunday

Monday

Morning

Afternoon

Morning

Afternoon

Morning

Afternoon

The HELLO WINTER YOUTH CAMP

8th Street,
Mont-Blanc
33137
Tel: 305 707 1966



Build a snowman.
Join the "Best Snowman
Competition".



Try snowboarding!

January 8 - 12 / February 15 - 19

**Ages
10-14**



Learn ice sculpting!



Learn skiing!


- try new activities
- learn nature survival techniques
- discover animals
- enjoy outdoor activities

Assignment

Prepare a brochure. Show different places for different holiday activities in your country.

Assignment

Prepare a postcard and write about what you did on your holiday.



20. Work in pairs. Ask and answer about your last holiday, travel, accommodation and feelings.

Where were you?

What did you play?

Where did you stay?

What did you learn doing?

How was your holiday?

How did you travel?

LET'S PRACTICE!



1. Do the quiz and find the best holiday type for you.

1. Which word best describes you?

- a. Adventurous. b. Entertaining. c. Quiet.

2. You prefer:

- a. Anything outdoors with friendly people.
b. Exciting cities in other parts of the world.
c. Quiet places.

3. In holiday magazines, you first notice:

- a. Outdoor landscapes.
b. City skylines.
c. Tropical beaches with umbrellas and fruit juice.

4. Your favorite color is:

- a. Green, like the plains and the fields.
b. Red, like the sunset.
c. Blue, like the ocean and the sky.

5. In resort destinations, you concentrate on places with:

- a. A great mix of culture and excitement.
b. Huge swimming pools.
c. A sandy beach.

6. While on holiday, you like to stay at:

- a. Bed and breakfast.
b. All-inclusive resorts.
c. Boutique hotels.

7. I prefer traveling:

- a. With my friends. b. Alone. c. With my family.

Evaluation:

If your answers are mostly A



If your answers are mostly B



If your answers are mostly C



2. Fill in the blanks with the correct forms of the words.

Use: walk, visit, be, stay, join, enjoy



Dear Mona,
My family and I in London last holiday.
We at a hotel. Our first day we
..... a boat tour on the River Thames.
We in the Hyde Park and we
..... the British Museum on the
second day. We the trip a
lot.
Tom

Send

3. Read the text again and write True (T) or False (F). Correct the false sentences.



~~Tom and his friends were in London last holiday.~~
Tom and his family were in London last holiday.

- (...) 1. Tom joined a boat tour on the River Thames on the second day.
.....
- (...) 2. Tom's holiday in London was enjoyable.
.....
- (...) 3. He stayed in a tent.
.....
- (...) 4. Tom visited the British Museum.
.....

4. Match the questions to the answers. One is extra.

(.....) 1. Where were you last summer?

(.....) 2. Did you travel by plane?

(.....) 3. What did you do there?

(.....) 4. Where did you stay?

(.....) 5. How was the weather?

(.....) 6. How was your holiday?

a. I stayed at a 5-star hotel.

b. Yes, I did.

c. It was enjoyable.

d. In July.

e. I was in İzmir.

f. I visited historical places.

g. It was fabulous.

5. Look at the pictures and answer the questions.

1.



— How did they travel?

— They travelled by bus.

2.



— Where did she visit on her holiday?

—

3.



— What did he study yesterday?

—

4.



— What did she do in the forest?

—

5.



— Did they stay in a tent?

—

6.



— What did the children do last week?

—

6. Clara visited 4 cities in Türkiye on her holiday. Look at the pictures and write True (T) or False (F).



(...) 1. She stayed in a tent in İzmir in June.

(...) 4. She didn't enjoy the sun and the sea in İzmir.

(...) 2. She visited mosques in İstanbul in July.

(...) 5. She tasted Turkish coffee in Çanakkale.

(...) 3. She watched a play in a theatre in Ankara.

(...) 6. She learned sailing in Çanakkale.

7. Work in pairs.

Student A: Think of a city in activity 6.

Student B: Ask questions and guess the city.



CAN DO CLUB

Read and give points (1-3).

At the end of the unit, I can ...

- spot the activities about holidays in oral texts.
- talk about my holidays.
- describe past activities and personal experiences.
- understand short, simple sentences and expressions related to past activities.
- write short and simple pieces in various forms about holidays.





UNIT 8




BOOKWORMS



- talking about locations of things and people
- talking about past events

1. Look at the pictures and fill in the blanks.




Novel



Story




Poem



Dictionary



Newspaper



Magazine

1. I didn't know what "poet" meant. I looked it up in a
2. The librarian lent me a, "A Tale of Two Cities". Its author is Charles Dickens.
3. I found some interesting information in the
4. Orhan Veli Kanık is my favorite poet. I love his
5. I buy a every day.
6. My friend gave me Ömer Seyfettin's book as a present.

2. Answer the questions.

1. You don't know the meaning of a word. What do you do?
2. You want to learn about the news. What do you buy?
3. You want to learn about your favorite pop star. What do you buy?
4. What kind of books do you prefer reading?



3. Read the text and fill in the blanks. Then, listen and check.

teacher	project	sad	help
e-books	novel	dictionary	bed

Our English teacher gave us a work about a novel. I don't like reading I like touching books, so I went to the school library on Wednesday. I borrowed a about a robbery. It was my favorite writer's novel. After I got home, I put the novel on my study table. Then, I went downstairs for dinner. When I came back to my room, the novel was not on the study table. I **looked for** the novel everywhere. It wasn't under the table or on the bed. I called my mother. "Mom, can you me, please? I can't find my novel." She entered the room and **looked at** the bookshelf. My course books, poem books and magazines were there, but not my novel. I explained everything to my at school. He gave me extra time but he said "You must find the book.". I was When I got home, I saw my grandmother with my novel. It was a surprise. She said: "Oh Elif, I found this novel in your room yesterday. It was between the study table and the I began reading. My English isn't good enough, so I borrowed your and **looked up** the meanings of some words." I didn't ask her anything. I laughed and kissed her.



4. Read the verbs below. Find the past forms of them in the text above and write. Go to page 182 and check your answers.

come

put

go

find

get

begin

give

say

5. Read the text in activity 3 again and write True (T), False (F) or No Information(NI).

(....) 1. Elif borrowed a novel from her sister.

(....) 2. The writer of the novel is Charles Dickens.

(....) 3. She put the book on her bed.

(....) 4. She told her teacher the truth about the book.

(....) 5. Her grandmother found the novel.

(....) 6. Her grandmother liked the novel.

(....) 7. The novel was between the study table and the bed.

(....) 8. Elif got angry.

6. Look at the underlined words in the text in activity 3. Then, fill in the blanks with "up, at, for".




— Hey, look that man on TV.
He is my favorite actor.



— What does this word mean?
— Let's look it in your dictionary.



— My uncle is looking a job.




— He is looking the remote control.

7. Read the text and answer the questions.



Hi, I'm Esma. I went to the library to do my homework yesterday. It was about Shakespeare, the famous British poet and playwright. There were a lot of books on the shelves about him. I found some interesting information in the literature magazines. For example, Shakespeare gave many words (estimated 1700 - 3000) to the English language. So, I didn't understand many words in his poems. I looked for a dictionary and looked up the meanings of these words. I searched the Net and learned that he was also an actor. He performed many of his plays.



1. Where did Esma go yesterday?
.....
2. Who is Shakespeare?
.....
3. Where did she find some interesting information about Shakespeare?
.....
4. Did she understand the poems easily?
.....
5. What did she use to learn the meanings of the words in the poems?
.....
6. Did Shakespeare perform his plays?
.....
7. Are you interested in poetry? Do you like poems? If yes, who is your favorite poet?
.....







32))

8. Listen and label the books.

Use: To the Queen, Othello, Romeo and Juliet, King Lear, Macbeth, King John



Attention





33))

9. Cut out the pictures. Listen and paste them.

Go to page 191.



10. Now, write about the room in activity 9.

A large rectangular area with a blue border, containing ten horizontal dotted lines for writing.

11. Talk about your own bedroom.

12. It's May now. Look at last month's magazine below. What is it about?



School Magazine for Bookworms
April

Short Story Contest



Prize: £ 20
Deadline: 1st May
Important!
Register online

Our Library



You can borrow new books from the library. The bookshelves are full of novels, poems, stories and magazines now.

Book Campaign for Mini Libraries



- We are building mini libraries for homeless children.
- Do you have old stories, novels, magazines on your shelves?
- Why don't you bring them all?

Meet Author



Jane Glenn
Book signing
Monday, 4th April

Sale



The new dictionary is on sale in the school stationery now.
It's £ 10.



13. Read last month's magazine again and write: What did you do?

I joined a short story contest last month.

.....

.....

.....

.....

.....

14.

Read the sentences below and tick the ones you did. Then, work in pairs. Swap your books and talk about your friend.

ARE YOU A BOOKWORM?

- (...) I joined a book club.
- (...) I set myself a reading target at the beginning of the year.
- (...) I spent over an hour in a book shop.
- (...) I took more than two books to a short trip.
- (...) I dreamed of having a big library at home.
- (...) I stayed up until 3 a.m. to finish a book.
- (...) I reread the same book over and over again.
- (...) I put an English-Turkish dictionary in my bag.
- (...) I read all the books of an author.
- (...) I read three books at a time.
- (...) I got a member card of a library.
- (...) I read a novel in an e-book.
- (...) I recorded the books I lent.
- (...) I bought a book as a birthday present.

Ali joined a book club last year.

Meryem didn't buy a book as a present.

Evaluation:

If you have more than 10 ticks, you are a real bookworm.



15. Who said these sentences? Choose the correct answers.

1. "Hey, Karagöz, come downstairs and let's talk."
a. Hacivat.
b. Karagöz.
c. Çelebi.



2. "My stepmother didn't let me go to the party."
a. Cinderella's mother.
b. Cinderella.
c. The fairy.



3. "Look, he sat on his donkey backwards."
a. Nasreddin Hodja.
b. The farmer.
c. The child.




4. "My mother made a cake for my grandmother."
a. Little Red Riding Hood.
b. The wolf.
c. Little Red Riding Hood's mother.



5. "Grandmother! What big ears you have! What happened to them?"
a. Little Red Riding Hood.
b. The wolf.
c. Little Red Riding Hood's mother.



6. "My Master, you rescued me. What is your wish?"
a. Aladdin.
b. Aladdin's genie.
c. Sultan.



Assignment

Keep expanding your visual dictionary by including new vocabulary items.

LET'S PRACTICE!



1. Read and label the pictures with the bold words from the text. Use your dictionary if necessary.




Hi, I'm Jason. My friends don't like reading. They say it's boring.

Boring? I love reading. There are always interesting and important things to learn and amusing stories to read.

When I'm a little boy, I read stories full of **gnomes, ghosts, princes, princesses, fairies, dragons** and **wizards**. I imagined that I was brave and saved the princess in the locked tower.

I prefer reading other types of stories now. I enjoy reading action and adventure stories. Detective novels are my favorite, too. I'm also interested in poetry.

Boring? Reading can never be boring.



.....

.....

.....

.....



.....

.....

.....

2. Read the text again and write True (T), False (F) or No Information (NI).

- (.....) 1. Jason's friends enjoy reading.
- (.....) 2. Jason learns new things from the books.
- (.....) 3. Jason's father reads a newspaper every day.
- (.....) 4. Jason loved reading stories about princes, princesses, dragons and wizards.
- (.....) 5. Jason doesn't like poetry.
- (.....) 6. Jason usually goes to the library to borrow books.

3. What do the words below mean in your language? You can use your dictionary to learn their meanings. Then, classify them as “Real” or “Imaginary”.

prince, princess, dragon, king, emperor, queen, hunter, fairy, witch, stepdaughter, stepmother

Real Characters

Imaginary Characters

4. Read the fairy tale and fill in the blanks with the correct forms of the verbs. Then, go to page 176 and check your answers.

Snow White And The Seven Dwarfs

Once upon a time, there **(be)** an evil queen. She **(have)** a stepdaughter called Snow White. The queen **(think)** that she was beautiful. She **(stand)** in front of her magic mirror and **(ask)** “Mirror mirror on the wall! Who is the fairest of them all?” But one day the mirror **(say)** “She is Snow White.” The queen **(get)** angry. She **(call)** her servant and **(ask)** him to take Snow White to the forest and leave there.

Then, the servant **(leave)** her in the forest. Snow White **(find)** the dwarfs’ house. The dwarfs **(love)** her and they **(begin)** to live together.

One day the queen **(learn)** that Snow White **(be)** alive. She **(get)** angry and **(dress)** like an old woman. She **(give)** Snow White a poisoned apple. Snow White **(eat)** the apple and **(fall)** down. The dwarfs **(be)** sad. At that time a prince **(see)** them. He **(want)** to take her to his castle. Suddenly the poisoned apple **(come)** out of her mouth. She **(open)** her eyes.

They **(go)** to the prince’s castle and **(get)** married. They **(live)** happily ever after.



5. Read the fairy tale again and complete the sentences.

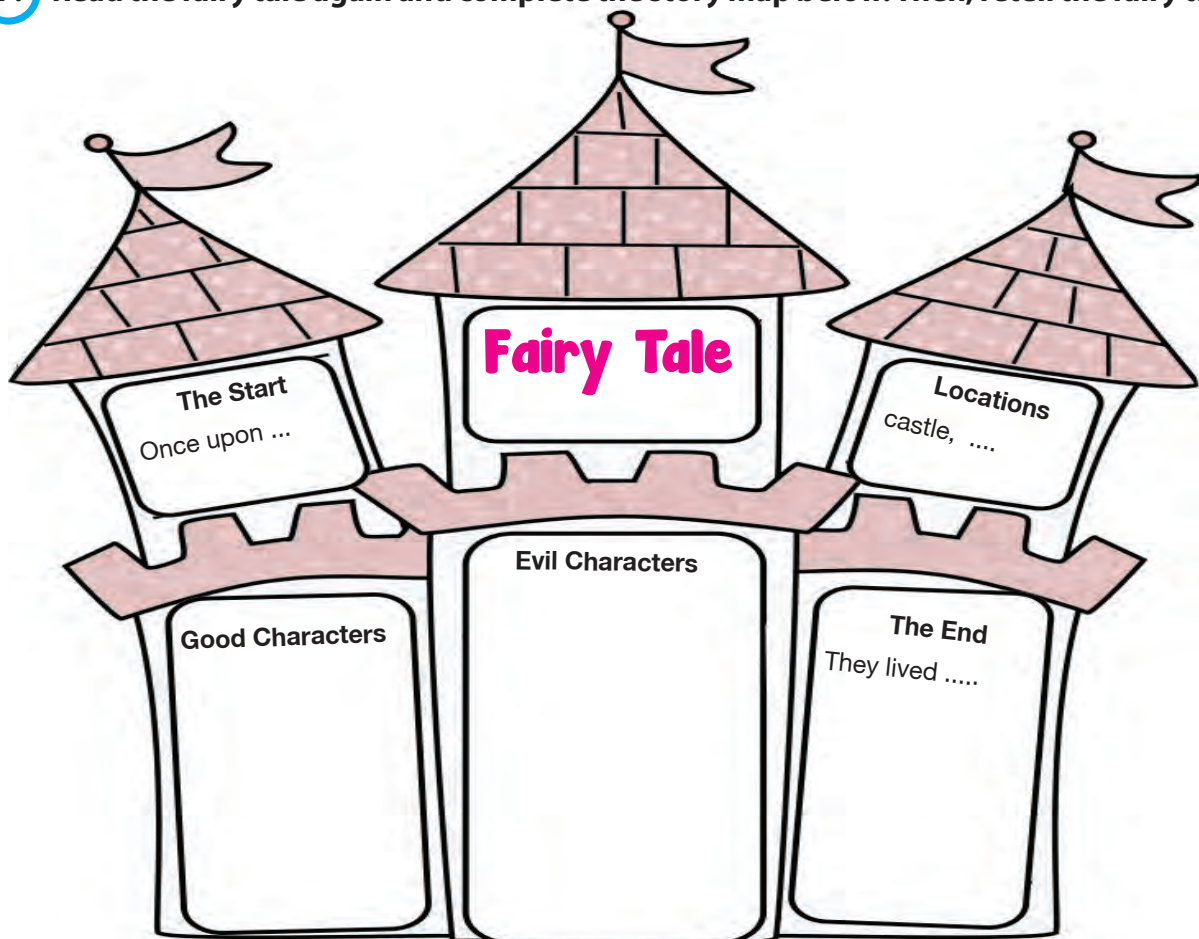
1. Snow White found seven dwarfs'
a. house b. castle c. cave d. forest
2. The queen asked "Who is the fairest of them all?" to her
a. servant b. mirror c. stepdaughter d. father
3. The queen gave Snow White a poisoned
a. banana b. pear c. muffin d. apple
4. The prince wanted to take Snow White to the
a. castle b. dwarfs' house c. forest d. queen

6. Describe the pictures in activity 4.



Snow White is in the dwarfs' house in the first picture.

7. Read the fairy tale again and complete the story map below. Then, retell the fairy tale.



8. What's your favorite book? Who is its author?

9. Look at the pictures and write sentences as in the example.



read a newspaper / a magazine / yesterday

I didn't read a newspaper yesterday. I read a magazine.

1.




travel by bus / train / last summer

2.



drink orange juice / milk / this morning

3.



swim / play tennis / last Sunday

VOCABULARY

1. Find the past forms of these verbs in the puzzle and write.

find >

come >

read >

give >

see >

go >

w	a	k	s	a	w	o	r	b
e	h	c	e	q	o	h	e	u
f	o	u	n	d	i	k	a	f
q	k	s	u	p	w	a	d	o
x	c	d	h	a	e	e	l	g
h	a	i	t	o	n	f	i	a
b	m	n	e	j	t	g	c	n
u	e	c	g	a	v	e	d	w

2. Write "in front of / next to / near / behind / between / under / over" under the correct pictures.



.....



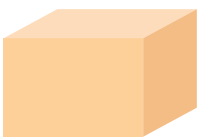
.....




.....



.....



.....



.....



.....

CAN DO CLUB

Read and give points (1-3).

At the end of the unit, I can ...

- listen to the instructions and locate things.
- understand past events in oral texts.
- talk about the locations of people and things.
- to talk about past events with definite time.
- describe the locations of people and things.
- describe past events with definite time.
- understand short, simple sentences and expressions about past events with definite time.
- write about past events with definite time.
- write about the locations of people and things.





UNIT
9



SAVING THE PLANET



**THERE
IS NO
PLANET B**

- giving and responding to simple suggestions



1. Listen to the song and write "Reuse, Reduce and Recycle" into the blanks.

REUSE 
REDUCE
RECYCLE

GO GREEN

We're going green, we're going green
We take care of the Earth, we're going green,
You can go green at home or school
Reduce, reuse and recycle!



.....

Be careful how long you take a shower
Use less water and electricity
Reducing energy is really cool
Unplug the TV when you are not using it
Turn off the computer every now and then
Throw away litter, pick up trash
And save the Earth!



.....

If you can use it again, don't throw it out
Reuse bottles, reuse bags, reuse containers
and reuse rags
Donate clothes and donate toys!



.....

Just throwing away is not enough
Recycle some things to make new stuff
Like paper, can, plastic, cardboard and glass
Game CDs and DVDs and batteries
Put them into recycling bin!

2. Look at the signs. What do they mean? Match the parts and find. One is extra.

ECO SIGNS



- | | |
|---------------------------|--|
| (...) 1. Plant | a. with lots of packaging. |
| (...) 2. Use the sunlight | b. for drying. |
| (...) 3. Turn off | c. the lights if there is sunshine. |
| (...) 4. Buy | d. trees. |
| (...) 5. Use | e. your car. |
| (...) 6. Recycle | f. organic food. |
| (...) 7. Avoid products | g. the garbage (paper, plastic, glass and cans). |
| | h. your bike. |



35

3. What do Mrs. Williams and Bob do to save the environment? Listen and tick.

- We don't buy products with a lot of packaging.
- We buy organic food.
- We use public transportation.
- We don't use plastic bags.
- I unplug the electrical devices when we are not using.
- I plant a tree every year.
- I go to work by bike.
- I turn off the lights when I leave the room.

4. What do you do to save energy and protect the environment? Work in pairs and talk about it.



5. Read the notices and find the suitable titles. Find the extra title.



- Use Cloth Towels.
- Reuse Your Plastic Bags.
- Recycle
- Wear a Sweater!
- Turn the Tap off While Brushing!

- Use Both Sides of Paper.
- Don't Buy Products with Lots of Packaging.
- Keep the Fridge Door Closed!
- Separate Recycled Materials.
- Turn off the Lights When It's Unnecessary.

.....
 Plastic takes over 450-1000 years to biodegrade! Use a cloth bag or reuse plastic bags.

.....
 Find a similar product with less packaging.

.....
 A bathroom tap runs at about 7 liters of water per minute. When you brush your teeth, turn the tap off. Save about 14 liters of water.

.....
 In a sunny day, don't turn on the lights. Energy saving is important. So, we can reduce the effects of global warming.

.....
 Save paper. Use the other side of your paper.

.....
 You can recycle paper, packaging, plastic containers, cardboard and other products.

.....
 First, decide. Then, open the fridge.

.....
 Don't turn up the heat. Put on thick clothes.


.....
 Don't use paper towels. Keep a cloth towel near the sink.

6. Read the notices again. List and say Do's and Don'ts.

Do's

Don'ts


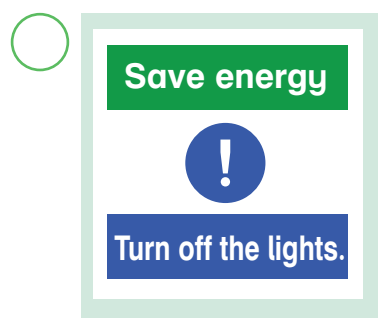

7. What are they doing in the pictures below?



36))

8. Listen and circle the pictures above. Which picture is extra?


9. Read the notices. Match them to the pictures in activity 7. Which notice is extra?





10. Look at the pictures below. What are they doing? Then, tell them what to do.

e.g.
Don't throw litter.



11. Look at the pictures in activities 7 and 10 again. Prepare two notices for them.

Attention

Reuse your plastic bags.

Don't buy products with lots of packaging.



12. Listen and fill in the blanks with the words below. Then, act it out.

- cut down
- environment
- reduce
- reuse
- pick up
- litter

Teacher: What do you do to save the (1)

Student 1: Hmm... I always put my (2) in a bin.

Teacher: Nice. You should also (3) the litter.

Student 1: OK.

Teacher: People (4) many trees every year. We should plant trees, for example.

Student 2: Oh, yes. You're right.

Teacher: And, what about your clothes? You should (5) them.

Student 2: Reuse my clothes? How?

Teacher: Give them to your cousins or someone who needs them.

Student 3: How does this help to save the environment?

Teacher: Factories produce clothes. They use electricity and then, they pack the clothes. Vehicles bring the packages to the shops. And what do these vehicles also use?

Student 3: Fuel-oil? We should (6) fossil fuel use. Oh, my God! I can do many things to save the world.

Teacher: Yes. We can do many things.

13. Read the definitions below. Find and write the words from activity 12.

1.: to make something less or smaller in size, quantity, price, etc.
2.: the natural world
3.: to keep something / somebody safe.
4.: to make something fall down by cutting it
5.: to use again
6.: to lift something up
7.: small pieces of rubbish such as paper, cans and bottles

14. Read the dialogue in activity 12 again and answer the questions.

1. How can we reuse our clothes?
2. Should we plant trees?
3. What do the factories use?
4. Should we reduce fossil fuel use?

15. Look at the pictures. Write "should" or "shouldn't" into the blanks.



We reduce water pollution.



We cut down trees.



We use public transportation.



We use less water.



We recycle batteries.



We use plastic bags.

Attention

We **should** reduce fossil fuel use.

We **shouldn't** use plastic bags.

16. Work in groups. Ask and give suggestions.

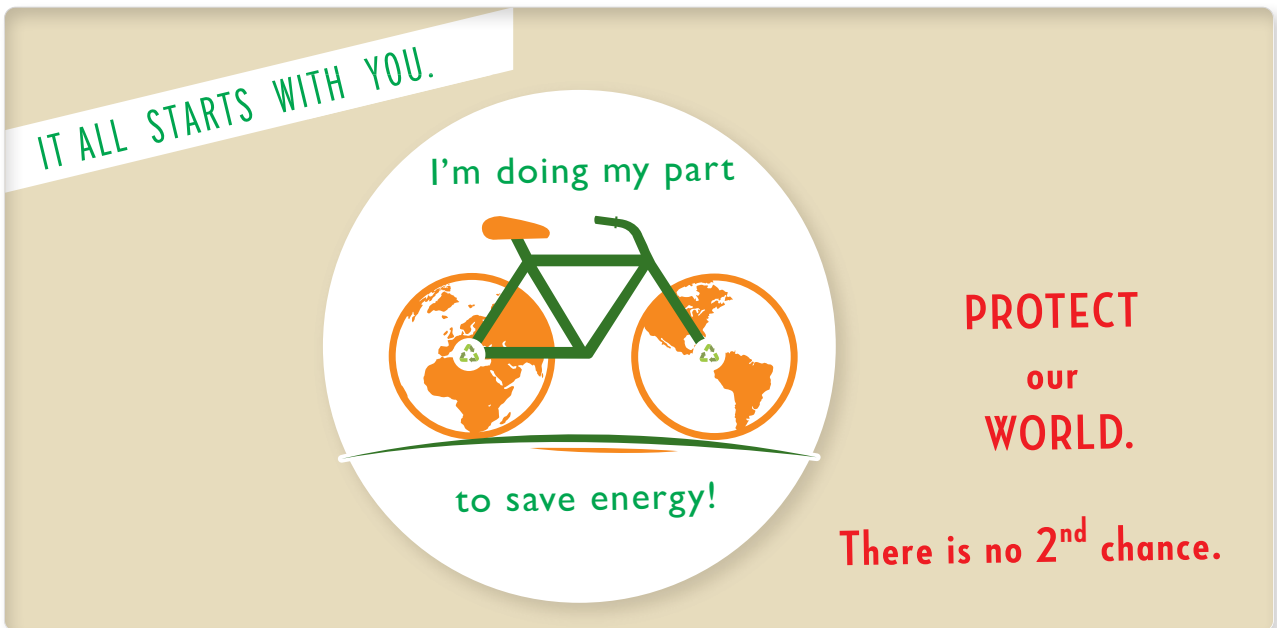


What should we do to save our world?

We should recycle the batteries.



17. Look at the poster and read the slogans below. Choose the best slogan for the poster.



a. Don't trash our future. Recycle!

b. Save energy! This is our world!

c. Clean your room! Take an action!

d. Work together! Love the environment!

Assignment

Prepare slogans / notes / posters about saving energy at school. Hang them on the walls.

18. Work in groups. Start an environment club. Name your club.

19. Answer the questions as a club. Then, ask questions to the other clubs in class.

Dear friends,
I want a leather handbag. But my parents don't let me buy one. What should I do?

Dear Sir / Madam,
I'm afraid there will be water shortage in the future. How can I reduce the use of water?

Dear Eco-club members,
I have a lot of T-shirts and jeans at home. They don't suit me any more. What should I do with them?

Dear eco-friendly friends,
There are a lot of garbage and trash in our park. What should I do?

Dear club members,
I like fast food. What can I do with the pizza boxes, tins, aluminium folios and bottles?


Dear club members,
How can I help my parents save money on electricity?

20. Write about the protection of the environment. Give suggestions.



Air Pollution

.....
.....
.....
.....



Water Pollution

.....
.....
.....
.....



Noise Pollution

.....
.....
.....
.....


LET'S PRACTICE!



1. Write **REUSE** under the pictures.



1.



2.



3.



4.



5.

2. Complete the sentences.

1. We shouldn't cut down trees. We should **plant trees.**
2. We shouldn't waste water. We should
3. We shouldn't damage our planet. We should
4. We shouldn't turn on the lights in daylight. We should
5. We shouldn't plug the electrical devices when we don't use them.
We should
6. We shouldn't leave the rubbish on the grass.
We should
7. We shouldn't put the paper, plastic, glass and cans into the bins.
We should
8. We shouldn't harm animals. We should



3. Can you recycle containers? Follow the steps and make a similar one.

HOW TO DO

1. Get an empty tin can, glue, black cardboard, pencil, yellow and black yarn, plastic eyes and bubble wrap.
2. Wash and rinse the tin can before using it.
3. Wrap the rope around the tin can.
4. Glue the plastic eyes.
5. Cut the bubble wrap into wings shape and glue it on the tin can.
6. Use the card boards and pencil to make antenna shape.



4. Look at the pictures below. Choose one. Write the steps and make one.

HOW TO DO



5. How eco-friendly are you? Do the quiz and learn.

1. What do you do with the old batteries?

- a. I use rechargeable batteries.
- b. I put them in a recycling bin.
- c. I throw them away.

2. What do you do with your household waste?

- a. I separate all recyclable waste.
- b. I separate them only if there is a recycling bin around.
- c. I throw everything out together. It's easier that way.

3. When I go to the supermarket,

- a. I bring my own cloth bag.
- b. I prefer reusable bags.
- c. I use new plastic bags and then, throw them out.

4. When it is cold, what do you do at home?


- a. I put on another jumper.
- b. I turn up the thermostat just a little.
- c. I bring in extra heaters.

5. How many houseplants are there in your house?

- a. More than five.
- b. One to five.
- c. None.

6. When is the light on in your room?

- a. In the evenings, only when I am in.
- b. Before my mom says "Turn it off when you are leaving the room".
- c. All the time. I don't like darkness.



Evaluation: As are 3 points Bs are 2 points Cs are 1 point

(18-12) Congratulations! You are eco-friendly green! The Earth thanks to you.

(11-6) Great job on becoming more eco-friendly. You can still do more.

(5-1) It's time to change your wasteful habits for a green, clean lifestyle.



6. Look at the stamps. Talk about them. What should / shouldn't we do to save the Earth?



7. Prepare a "To-Do List" for the environment.

To-Do List

VOCABULARY

1. Match the similar words. One is extra.

(...) 1. garbage
 (...) 2. damage
 (...) 3. waste box

a. harm
 b. bin
 c. save
 d. trash

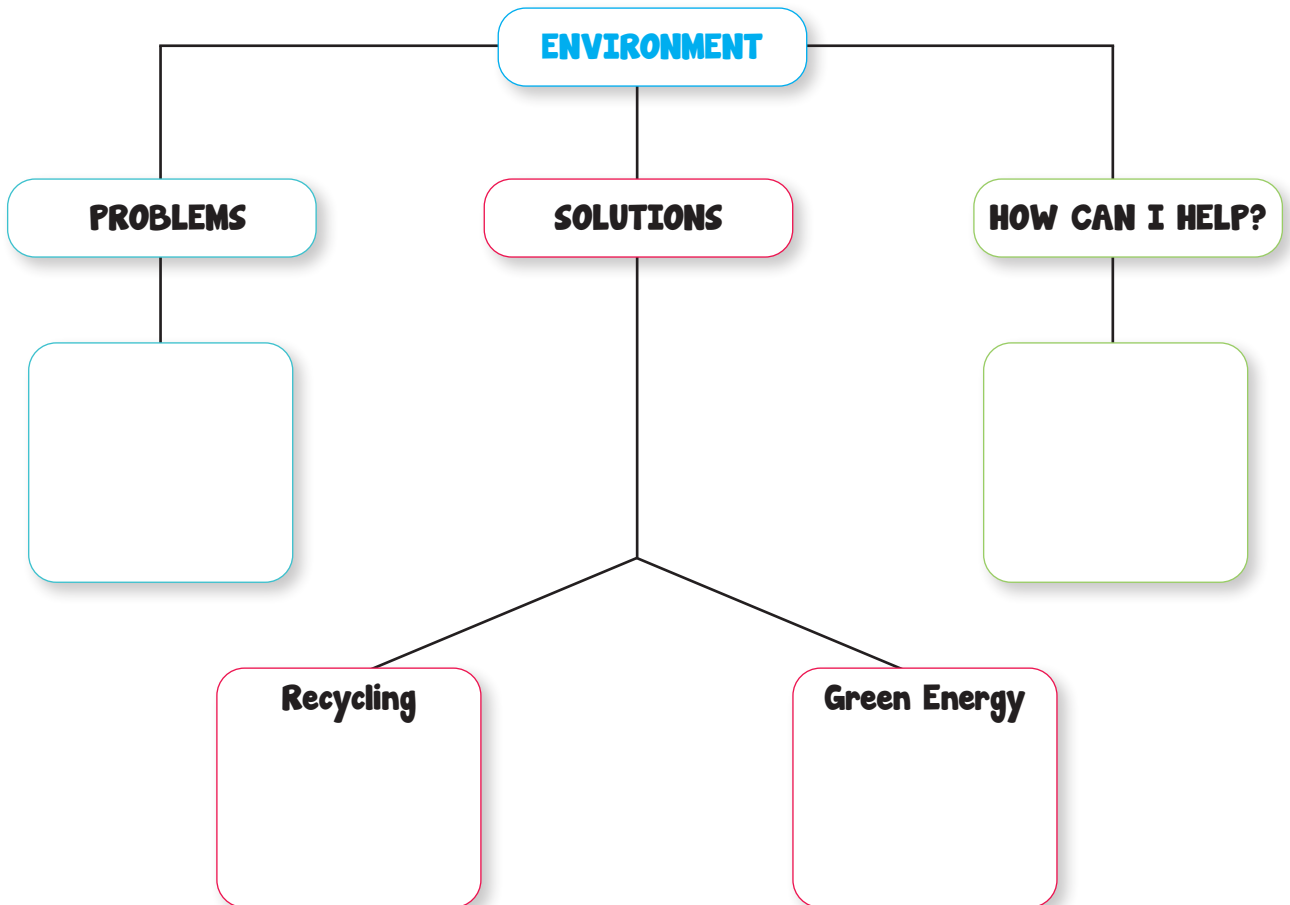
2. Complete the mind map below.

Use:

glass
 reduce waste
 plastic
 electric cars
 air pollution

paper
 good isolation
 save water
 acid rain
 solar cells
 metal

water pollution
 reduce packaging
 wind turbines
 use energy saving bulbs



CAN DO CLUB

Read and give points (1-3).

At the end of the unit, I can ...

- recognize appropriate attitudes to save energy and to protect the environment.
- understand suggestions related to the protection of the environment in simple oral texts.
- give suggestions about the protection of the environment.
- talk to people about the protection of the environment.
- understand the texts about the protection of the environment.
- follow short, simple written instructions.
- write simple pieces about the protection of the environment.





UNIT 10




DEMOCRACY



- talking about stages of a procedure
- making simple inquiries
- talking about past events

1. Look at the poster and answer the questions.

SCHOOL PRESIDENT ELECTION



The election is on
FRIDAY



It is at **01.00 p.m.**



The ballot box

is in the sports hall.

The candidates are:



Daren White



Samantha Bright



Kimberly Thomson

1. What election is it?
2. When is the election?
3. What time is the election?
4. Where is the ballot box?
5. Who are the candidates?

2. Read the speech texts of the candidates. Complete the slogans below.

I'm Samantha. I'm 12 and in the 6th grade. I think we should love our school and do something interesting after school and in the breaks. I promise new hobby clubs and talent contests.
All students should live in a fair, peaceful and democratic environment. I also help you solve the problems with the teachers and administration.

Hi! Everybody knows me well. I'm Kimberly. I'm in the 6th grade.
The other candidates can't keep their promises. I work harder than the others.
I want to design trendier school uniforms for you. I want to change the colors of the class walls.
Vote for me because I'm better than the other candidates.

My name is Daren. I'm in the 7th grade. I want to put an ice cream and a popcorn machine in the school corridor. Choose me and eat them for free.
Also, I promise concerts in the school garden.

Do you want popcorn?



Do you want fun?



Vote For

Vote For



Give this school a chance!



Mirror
mirror on
the wall
.....
is
the best
of all!

3. Read the speech texts again and write the names of the candidates.

1. promises new uniforms.
2. promises free delicious food.
3. promises new clubs for many hobbies.
4. wants a fair, peaceful and democratic environment.
5. wants to change the colors of the walls.



4. Match the words to their meanings. You can use your dictionaries. One is extra.

- (....) 1. Election
- (....) 2. Vote
- (....) 3. Candidate
- (....) 4. Promise
- (....) 5. Fair

- a. reasonable in the judgement
- b. based on the principle that everybody has equal rights
- c. a person who wants a particular position
- d. to show formally which person you want to win an election
- e. the process of choosing a person by voting
- f. to tell somebody that you will definitely do something



38) 5. Listen and write True (T) or False (F).

- (....) 1. Clara's candidate is Samantha.
- (....) 2. Samantha isn't reliable.
- (....) 3. Robert supports Daren.
- (....) 4. Kimberly is a selfish girl.
- (....) 5. Daren promises an ice cream machine.
- (....) 6. Daren is believable.



39) 6. Listen again and circle the characteristics of the candidates.

Samantha	Kimberly	Daren
a. talented	a. social	a. social
b. reliable	b. selfish	b. respectful
c. rude	c. fair	c. logical
d. selfish	d. respectful	d. unbelievable

7. Now, match the parts. One is extra.

(....) 1. keep

(....) 2. give

(....) 3. support

(....) 4. respect

a. environment

b. promises

c. a candidate

d. a speech

e. people

8. Who is your candidate, Samantha, Kimberly or Daren? Why?

9. Circle and say: What should a school president be like?



I think a school president should be sensitive.

sensitive

social

confident

honest

helpful

rude

selfish

patient

logical

reliable

fair

energetic

hardworking

talented

respectful

unfair

10. What should / shouldn't a candidate do? Work in pairs. Read the list and talk about it.

1. Be confident and relaxed.
2. Make empty promises.
3. Give an interesting and touching speech.
4. Talk about his / her plans and opinions.
5. Be respectful to the campaign rules.
6. Ask for his / her friends' suggestions and advice.
7. Be responsible.
8. Be respectful to the laws.
9. Cooperate.
10. Respect the other candidates during the campaign.

A candidate
should ...

A candidate
shouldn't ...



40))

11. Listen to the headmaster's speech and correct the sentences.

president

1. The ~~teacher~~ represents you at school.
2. The candidates ran a bad campaign.
3. You and the teachers respected each other during the campaign.
4. The ballot box is in the sports center.
5. Write your candidate's number on the paper.
6. The candidates shouldn't be in the hall after the election.

12. Read the steps and write them under the pictures.

- The voter takes the ballot paper and writes the name of his / her candidate on it.
- The voter puts the ballot paper into the ballot box.
- The voter waits in the queue.
- The voter folds the paper.



1.
.....



2.
.....



3.
.....



4.
.....

13. Look at the election results and answer.

We elected our school president.

Election Results

Samantha: 180

Daren: 79

Kimberly: 45

1. How many students voted?
2. Which candidate won the elections?
3. How many votes did the winner get?
4. Who was your candidate? Did he / she win?



14. Complete and say the sentences.

- be fair
- be rude to the other candidates
- ask people about their opinions
- vote secretly
- favour anyone
- congratulate the winner
- be respectful to the rules and laws

In an election:

A candidate should

A candidate should

A candidate shouldn't

The voters should

The winner shouldn't

The winner should

After the elections, everyone should

15. Read the sentences below and write "should" or "shouldn't" into the blanks.

RULES OF PLAYING A GAME

You say "please", "Thank you." and "I'm sorry.".

You get angry when you lose the game.

You value others' likes and dislikes.


You be patient and wait for your turn.

You be sensitive to others' feelings and abilities.

You push or hurt others.

You be fair.

16. Look at the pictures below and talk about the class president poll.



They held class president elections.

....

Assignment

Work in groups and create an election campaign poster for classroom presidency.

Attention

- How many students voted **d**?
- 304 students voted **d**.

- How many votes **did** the winner get?
- The winner **got** 180 votes.

17. Imagine that there is a class president election. You're one of the candidates. Write a paragraph. Write about your projects.



.....

.....

.....

.....

.....

.....

.....

.....

.....

.....

18. Imagine that you won the election. Explain: What happened? How do you feel now? What are your responsibilities?

19. Match the children rights to the children responsibilities and say.

THE CHILDREN HAVE THE RIGHT ...

- (...) **1.** to have a clean environment.
- (...) **2.** to go to school.
- (...) **3.** to stay away from violence.
- (...) **4.** to have healthy food.
- (...) **5.** to make mistakes.
- (...) **6.** to get love and respect.
- (...) **7.** to relax and play.

THE CHILDREN SHOULD ...

- a.** learn.
- b.** not harm each other.
- c.** learn from their mistakes.
- d.** include everyone in their games.
- e.** not waste food.
- f.** take care of their environment.
- g.** love and respect others.

Assignment

Complete and reflect on your visual dictionary.

LET'S PRACTICE!




1. Choose the correct alternatives.

1. You should choose only one candidate on the
a. speech b. candidate c. ballot box d. ballot paper
2. Flint, Bob and Pat are the of our class president.
a. votes b. candidates c. elections d. democracy
3. Look, one of the candidates is giving a Let's go and listen to him.
a. speech b. present c. vote d. ballot box
4. We elected our club president. It was a election.
a. polite b. democratic c. law d. republic
5. Tylor was my candidate. I for her.
a. chose b. talked c. voted d. listened
6. Mary became the school president in the
a. campaign b. exam c. election d. votes
7. A candidate shouldn't be.....
a. trustworthy b. helpful c. fair d. selfish
8. He wrote for the election.
a. posters b. e-mails c. slogans d. ballot paper
9. A candidate ask about our opinions.
a. should b. shouldn't c. can't d. can
10. My candidate was polite and I voted for her.
a. respectful b. rude c. selfish d. unfair



2. Look at the poster and give a campaign speech for Rikki. Then, write a similar slogan for you.

RIKKI FOR PRESIDENT



Responsible


Inspiring


Keen

Kid-Friendly

Imaginative

*It's not that Tricky,
Just VOTE for RIKKI!*





3. Put them into the correct boxes.

- | | |
|---|---|
| <ul style="list-style-type: none"> Be a candidate. Hold a campaign. Make a speech. Congratulate. Put the papers into the ballot box. | <ul style="list-style-type: none"> Prepare posters. Vote for the candidate. Stand in a queue. Count the votes. Talk about your plans and opinions. |
|---|---|

BEFORE ELECTIONS

WHILE ELECTIONS

AFTER ELECTIONS

4. Read the text and choose the missing words.

Sam started an election (1) for class presidency. He gave a (2) at the school canteen. His speech was (3) He was kind and respectful to everyone. He (4) new books for the class (5) The other candidate was Clara. She (6)..... a speech, too. She talked about her plans and projects. She (7) a lot of posters. She also had a (8): “Reliable and (9) for Presidency.” On the (10) day, we wrote the names of our (11) on pieces of paper and put them into the (12) Then, our teacher opened the box and counted the (13) Sam got more votes and became our new class (14)

- | | | |
|-------------------|---------------|---------------|
| 1. a. campaign | b. speech | c. poster |
| 2. a. present | b. speech | c. slogan |
| 3. a. delicious | b. exciting | c. thrilling |
| 4. a. wanted | b. preferred | c. promised |
| 5. a. library | b. lab | c. bookstore |
| 6. a. gave | b. did | c. had |
| 7. a. bought | b. sold | c. prepared |
| 8. a. slogan | b. campaign | c. election |
| 9. a. Rude | b. Unfair | c. Fair |
| 10. a. election | b. democracy | c. republic |
| 11. a. teachers | b. candidates | c. votes |
| 12. a. ballot box | b. basket | c. waste box |
| 13. a. candidates | b. votes | c. presidents |
| 14. a. candidate | b. presidency | c. president |

5. Read the text in activity 4 again and answer the questions.

- | | |
|--|---|
| 1. Was Sam’s speech exciting?
..... | 6. Who prepared a lot of posters?
..... |
| 2. Was Sam rude during the elections?
..... | 7. What was Clara’s slogan?
..... |
| 3. What did he promise?
..... | 8. What did they do on the election day?
..... |
| 4. Who was the other candidate?
..... | 9. Who counted the votes?
..... |
| 5. What did she talk about?
..... | 10. Who got more votes, Sam or Clara?
..... |


6. Work in groups of 8-10. Start a school club. Two of you should be candidates. Choose your club president.

CANDIDATES:

Start a campaign.
Prepare a slogan.
Make promises.
Talk about your plans and projects.

VOTERS:

Listen to the candidates.
Ask questions to them.
Vote for the candidates and
choose your club president.



7. Answer the questions.

1. Which club did you start?
2. Who were the candidates?
3. What were the first candidate's plans? What did s/he promise?
4. What were the second candidate's plans? What did s/he promise?
5. Were their promises believable?
6. Were they polite or rude?
7. Who won the election?

8. Summarize the election. What happened?

VOCABULARY

1. Play a game. Work in pairs. Make and throw the dice. Say four things about the topics.

START

fair

fruit

in your room

recycling

like

can do

weather

animals

do in spring

school president elections

drinks

sports

body parts

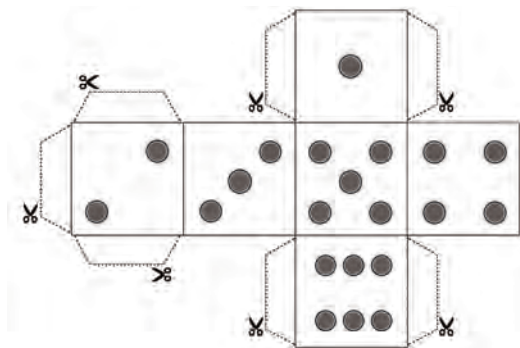
Miss a turn.

jobs

school subjects

do in the morning

**SAY
4
THINGS**



environment

sea animals

holiday

have

do at school

democracy

downtown

breakfast

do in winter

pets

GO BACK

do at the park

FINISH!

in the kitchen

can't do

do in summer

want to do

CAN DO CLUB

Read and give points (1-3).

At the end of the unit, I can ...

- recognize some key features related to the concept of democracy.
- talk about the stages of classroom president polls.
- give short descriptions of past and present events.
- talk about the concept of democracy.
- recognize familiar words and simple phrases related to the concept of democracy.
- write simple pieces about concepts related to democracy.



ATTENTION



UNIT 1

A. Fill in the blanks with the given words.

1. Mrs Tunner a cup of coffee. **(want)**
2. A zebra black and white stripes. **(have)**
3. Linda a uniform at school. **(not / wear)**
4. The children to school by bus. **(not / go)**
5. It a lot in spring. **(rain)**
6. My brother and I to the same school. **(go)**
7. She from 8 a.m. to 5 p.m. **(work)**

B. Correct the sentences below.

Use: English, libraries, Australia, 100 °C, meat, in water, May

e.g. Kangaroos live in Asia.

Kangaroos don't live in Asia. They live in Australia.

1. Tigers eat fruit.
2. Water boils at 60°C at sea level.
3. People in Australia speak French.
4. We celebrate Mother's Day in October.
5. Fish live on land.
6. We borrow books from bookshops.

C. Answer the questions.

1. Who helps you with your homework?
2. Who plays a musical instrument in your family?
3. What do you wear at school?
4. What do you play in your free time?

D. Match the times. One is extra.

- (....) 1. 12.45 p.m.
- (....) 2. 5.50 a.m.
- (....) 3. 7.45 p.m.
- (....) 4. 7.15 p.m.
- (....) 5. 8.30 p.m.
- (....) 6. 12.00 a.m.
- (....) 7. 12.00 p.m.

- a. It's quarter past seven in the evening.
- b. It's midnight.
- c. It's noon.
- d. It's quarter to eight in the evening.
- e. It's ten to six in the morning.
- f. It's quarter to one in the afternoon.
- g. It's half past eight in the evening.
- h. It's ten past ten.

UNIT 2

A. Complete the sentences with "some, any, a / an".

1. Can you give me cheese?
2. Give me egg for the pancake, please.
3. There aren't apples in the fridge. They're all gone.
4. You can take bus to the city center.
5. Would you likecake?
6. Can I have more juice?

B. Match the questions to the responses. One is extra.

- (.....) 1. Can we play tennis here?
(.....) 2. Can I ask a question?
(.....) 3. Can I speak to Sam?
(.....) 4. Can I have some milk?

- a. No, it is not nutritious.
b. I'm sorry, he isn't here now.
c. Sure. What do you want to know?
d. Of course, you can. Enjoy it.
e. No, you can't. You're not the member of the club.

C. Do you have the objects in the box? Write sentences with "a / an, some, any". Use a dictionary if necessary.

pink socks, tablet PC, laptop, rugby ball, dance shoes, racket, porcelain cup, skates, thermos bottle, teddy bear

e.g. I have a pair of dance shoes, but I don't have pink socks.

.....
.....
.....

D. Write "do, don't, does, doesn't" in the blanks.

1. Tim: you like croissants?
Barbara: No, I Actually, I hate croissants.
2. Sam: Hey, Frank and Sally, you want toast and eggs?
Frank: No, I, but Sally
3. Kim: your mother like tea?
Jane: No, she
4. Tom: What your sister prefer at breakfast, salami or sausages?
Mary: Hmm. She prefers salami. She like sausages.

UNIT 3

A. Complete the sentences with the phrases in the box. One is extra. Don't forget to use the correct form of the verbs.

water the flowers clean the window buy a newspaper talk on the phone
have lunch have a good time wait for the bus

1. Charlie and Clara are at the restaurant now. They.....
2. Karen is waiting in line now. She
3. Look at the girl in the garden. She
4. We are at a 5-star hotel at the moment. We.....
5. Can you see the man in front of the kiosk? He is my uncle. Look, he.....
6. My father can't answer you now. He

B. Match the questions to the answers. One is extra.

- (.....) 1. Why are you running?
(.....) 2. Why is he going to bed early?
(.....) 3. Why are we learning English?
(.....) 4. Why are you laughing?
(.....) 5. Why are you buying two sandwiches?

- a. Because it's an international language.
b. Because I'm late.
c. Because the film is funny.
d. Because he has an exam tomorrow.
e. Because its all gone.
f. Because I'm hungry.

C. Choose the correct adjectives and compare them.

1. The River Amazon is the River Kızılırmak. (short / long)
2. Konya is Burdur. (large / small)
3. A skyscraper is a school building. (high / low)
4. The street is the park. (quiet / crowded)
5. Elephants are kangaroos. (small / big)
6. Diamond is gold. (expensive / cheap)

UNIT 4

A. Match the following sentences. One is extra.

- (.....) 1. Helen is biting her nails.
(.....) 2. She is still working on the report.
(.....) 3. Mary is in the sports hall.
(.....) 4. It's almost midnight.
(.....) 5. Look at my present. It's wonderful.

- a. I feel sleepy.
b. I feel happy.
c. She is energetic.
d. They are sad.
e. She feels tired.
f. She is anxious.

B. Answer the questions.

1. A: What is the weather like in Samsun at the moment?
B: (rainy)
2. A: Does it sometimes snow in Denizli in winters?
B: (Yes)
3. A: Is it hot and dry in Antalya in summers?
B: (Yes)
4. A: Do you like cloudy days?
B: I prefer sunny days. (No)
5. A: Why can't we sail today, dad?
B: (stormy)
6. A: How do you feel in foggy weather?
B: (anxious)

C. Read and choose the best alternative.

1. Linda's best friend is ill. She feels
a. scared b. sad c. angry d. anxious
2. Sheila doesn't find anything interesting at home. She feels
a. bored b. happy c. anxious d. sad
3. There is a strange noise outside. I am
a. moody b. anxious c. sleepy d. angry
4. It's stormy outside. My little sister is
a. sleepy b. happy c. sad d. scared

UNIT 5

A. Read and match the parts. One is extra.

- (.....) 1. When I feel very happy,
(.....) 2. When I feel tired,
(.....) 3. When I feel unhappy and lonely,
(.....) 4. When I am hot,
(.....) 5. When I'm confused in the class,

- a. I ask questions to my teacher.
b. I open the window or turn on the fan.
c. wait for the bus.
d. I call my best friend.
e. I rest.
f. I smile and sing loudly.

B. What do you think? Answer the questions.

1. Which is more useful, listening to the teacher or reading the course book?

I think

2. Which is less interesting, reading a book or playing computer games?

.....

3. Which is easier, Science or Maths?

.....

4. Which is more beautiful, İstanbul or İzmir?

.....

5. Which are lovelier, ducklings or kittens?

.....

6. Which is better, a ghost train or a roller coaster?

.....

7. Which are more friendlier, cats or dogs?

.....

C. Read and choose the correct alternatives.

Hi, I'm Clara. My father usually takes me to the fair on the summer holidays. I like fairs because I think they are **exciting / excited**. I always ride on roller coasters because they are **amazed /amazing**. I don't like ghost trains because I feel **frightened / frightening**. Train ride? Oh, I think they are childish and I feel **bored / boring**. I think the wheel chair is more **interested /interesting** than the Ferris wheel. And it's a fact that fairs are crazy but **tired / tiring** places.

UNIT 6

A. Match the parts and write true sentences about you.

- (....) 1. ride
- (....) 2. fly
- (....) 3. play
- (....) 4. make
- (....) 5. speak
- (....) 6. drive

- a. an instrument
- b. a cake
- c. a bike
- d. a plane
- e. a foreign language
- f. a car

1. I can..... 4.
2. I can't..... 5.
3. 6.

B. Give true answers to the questions.

1. Who was your best friend at primary school?
2. Where were you on your last holiday?
3. What was your favorite cartoon when you were a child?
4. How was your last exam?
5. What was the weather like last weekend?
6. Were you 10 years old last year?

C. Match the dates. One is extra.

- (....) 1. 3rd April 1950
- (....) 2. 17th April 2005
- (....) 3. 21st April 1975
- (....) 4. 2nd April 2015

- a. It's the second of April, two thousand fifteen.
- b. It's the seventeenth of April, two thousand five.
- c. It's the twenty-first of April, nineteen seventy-five.
- d. It's the third of April, nineteen fifty.
- e. It's the second of April, nineteen fifteen.

D. Complete the sentences with "in, on, at".

1. The train to Madrid is 8 o'clock the morning.
2. The schools in Türkiye aren't open July.
3. The show was the weekend, Saturday morning.
4. I was born 21st February 2012.

UNIT 7

A. Complete the sentences with “ago, yesterday, last, at, in”.

1. This T-shirt was \$20 month.
2. Our teacher was in the canteen 10 minutes..... .
3. The weather was rainy night.
4. Today isn't her birthday. It was
5. We were in France for holiday 2020.

B. Match the questions to the answers. One is extra.

- (...) 1. Did you watch TV yesterday?
(...) 2. When did you visit your grandparents?
(...) 3. What did you do on your holiday?
(...) 4. How did you travel to London?
(...) 5. Where did you stay on your last holiday?

- a. By plane.
b. At a five-star hotel.
c. I played with my friends and learned skiing.
d. At 9 o'clock.
e. Last week. They missed me a lot.
f. No. I studied all day.

C. Answer the questions as in the example.

e.g. A: Did the tourists visit the Topkapı Palace? (the Blue Mosque)

B: No, they didn't. They visited the Blue Mosque.

1. A: Did you learn skiing in Uludağ last semester holiday? (snowboarding)

B:

2. A: Did you practice karate this morning? (judo)

B:

3. A: Were you in the library 10 minutes ago? I didn't find you. (canteen)

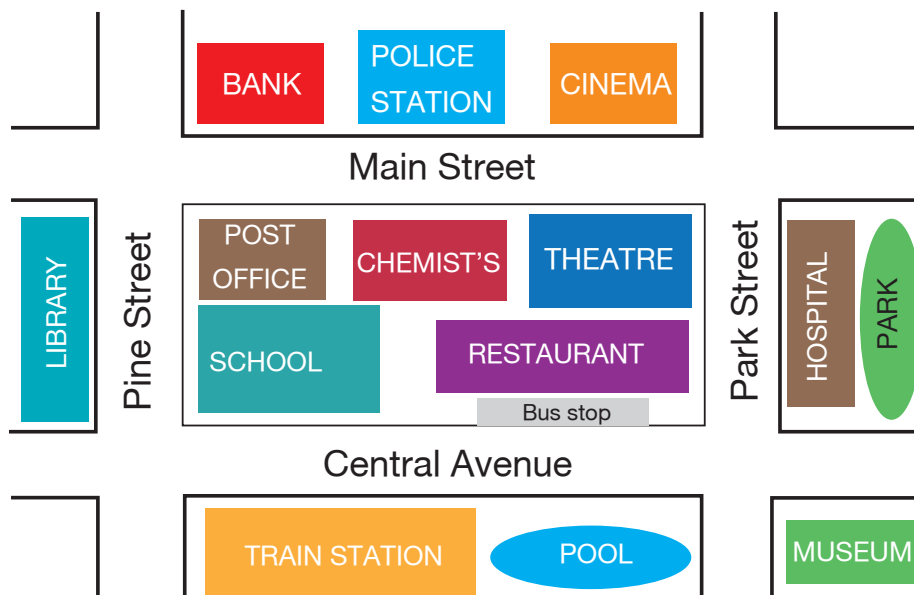
B:

4. A: Was the weather sunny when you were on a picnic? (partly cloudy)

B:

UNIT 8

- A.** Look at the map and fill in the blanks with “in front of, between, next to, on, opposite, behind, near”. Then, write two more sentences.



1. The bank is the post office.
2. The chemist's is the post office and theatre.
3. The bus stop is the restaurant.
4. The park is the hospital.
5. The pool is the train station.
6. The post office is the chemist's.
7. The museum is the corner of Park Street and Central Avenue.
8.
9.

B. Circle the best alternatives.

1. People are standing **in front of** / **opposite** the camp fire.
2. X comes **next to** / **between** W and Y in English alphabet.
3. The cat is hiding **behind** / **opposite** the door.
4. My best friend, Mia, is standing **near** / **next to** me in the classroom.
5. The plane flew **over** / **on** the buildings.

C. Match and make meaningful situations. One is extra.

- (....) 1. I feel bad.
 (....) 2. I'm sorry, I'm late.
 (....) 3. It was snowy.
 (....) 4. I was too scared.
 (....) 5. My sister got her diploma.
 (....) 6. I am tired.

- a. Our parents hugged and kissed her.
 b. I played football all day long.
 c. We made a snowman.
 d. I thought there was a man in darkness. It was a shadow.
 e. I missed the bus.
 f. The team I support lost the match.
 g. I went to the zoo.

UNIT 9

- A.** Complete the sentences with an expression from the box. Use "don't" where necessary.

cross the street, hurry up, be quiet, tell lies, find a place in the shade

1. ! We are in a library.
2. The red light is on.
3. Let's have a picnic.
4. It's a bad habit.
5. We are late. !

- B.** Match the sentences to the responses. One is extra.

- (.....) 1. A: I have a lot of old books and magazines.
(.....) 2. A: I'm tired.
(.....) 3. A: I got bad marks.
(.....) 4. A: I feel lonely.
(.....) 5. A: It is rainy in the afternoon.
(.....) 6. A: I have a sore throat.
(.....) 7. A: I should do something to reduce the pollution.

- a. B: You should recycle them.
b. B: You should turn off the lights when you leave a room.
c. B: You shouldn't forget to take your umbrella.
d. B: You should work less.
e. B: You should see a doctor.
f. B: You should meet your friends.
g. B: You should study hard.
h. B: You should look it up in your dictionary.

- C.** Read the sentences and write "should" or "shouldn't".

1. You be so selfish.
2. You exercise more.
3. You never speak to your mother like this.
4. The kids spend so much time in front of the TV.
5. She doesn't have any money left. She spend so much.
6. Cycling in the city is dangerous. You wear a helmet.
7. Factories dump their wastes into the sea.

UNIT 10

A. Fill in the blanks with the correct forms of the verbs.

1. I (watch) a very interesting film yesterday.
2. Mrs. Marine (teach) English from Mondays to Fridays.
3. Tom (enjoy) reading poems.
4. John is a hairdresser. He (cut and dye) people's hair.
5. My mother (tell) a fairy tale to my brother every night.
6. I (not / write) a letter to John yesterday. I (send) an e-mail.
7. We (come) late for school this morning.
8. Peter and I (not / study) together last Friday.
9. It (rain) a lot yesterday.
10. In spring the farmers (plant) corns.

B. Answer the questions.

1. Who was your best friend when you were 7 years old?
.....
2. What time did you get up this morning?
.....
3. When did Türkiye become independent?
.....
4. Who wrote the Turkish National Anthem?
.....
5. What did you eat for dinner last night?
.....
6. When did you start learning English?
.....

C. Fill in the blanks using these verbs below. Write "should" or "shouldn't". One word is extra.

make see eat play take respect

1. Everybody paintball. It's really enjoyable.
2. He feels ill. He a doctor.
3. It's raining. You your umbrella.
4. You noise in the class.
5. People each other.

WORDLIST

UNIT 1

attend	half	quarter	take care of something
date	hang around	rest	take courses
diary	neighborhood	run errands	traditional
folk dance	o'clock	take a nap	visit

UNIT 2

bagel	croissant	honey	pancake
blueberry	dislike	jam	prefer
bread	egg	junk food	product
butter	favorite	muffin	sausage
cereal	fruit juice	nutritious	yummy

UNIT 3

busy	expensive	kiosk	skyscraper
city	famous	line	street
compare	feed	noisy	town
crowded	high	quiet	traffic jam
downtown	hometown	sell	wait

UNIT 4

angry	dry	happy	sleepy
anxious	fabulous	lightning	stormy
cloudy	foggy	moody	tired
degree	freezing	repeat	weather forecast
desert	hailing	scared	windy

UNIT 5

agree	carousel	excited	ghost train
amazing	confused	exciting	horrible
amused	confusing	fantastic	interesting
amusing	crazy	Ferris wheel	place
boring	dangerous	frightened	roller coaster
bumper car	disagree	frightening	terrifying
carnival	dull	fun	thrilling

UNIT 6

architect	engineer	lawyer	salesperson
cook	fabric	manager	self-employed
dentist	farmer	mechanic	waiter / waitress
driver	hairdresser	nurse	worker

UNIT 7

flower	learn	sailing	snowball
forest	mountain	seaside	snowman
fruit	pick	sightseeing	study
lake	river	skiing	tree

UNIT 8

author	e-book	look at / for / up	novel
behind	important	magazine	over
between	in front of	meaning	poetry
bookshelf	information	near	story
borrow	lend	newspaper	under
dictionary	library	next to	writer

UNIT 9

air	garbage	recycle	throw
cut down	harm	reduce	trash
damage	litter	reuse	turn off
electrical device	plug	rubbish	unplug
environment	pollution	save	waste

UNIT 10

ballot box	fair	poll	respect
campaign	kind	president	right
candidate	law	promise	rule
congratulate	make/give a speech	public	support
election	opinion	republic	vote

IRREGULAR VERBS LIST

PRESENT	PAST	PRESENT	PAST
be	was/were	hurt	hurt
become	became	leave	left
begin	began	lend	lent
bite	bit	lose	lost
blow	blew	make	made
break	broke	meet	met
bring	brought	pay	paid
build	built	put	put
buy	bought	read	read
catch	caught	ride	rode
choose	chose	ring	rang
come	came	rise	rose
cost	cost	run	ran
cut	cut	say	said
do	did	see	saw
draw	drew	sell	sold
drink	drank	send	sent
drive	drove	shut	shut
eat	ate	sing	sang
fall	fell	sink	sank
feel	felt	sit	sat
fight	fought	sleep	slept
find	found	speak	spoke
fly	flew	spend	spent
forget	forgot	stand	stood
freeze	froze	steal	stole
get	got	swim	swam
give	gave	take	took
go	went	teach	taught
grow	grew	tell	told
hang	hung	think	thought
have	had	throw	threw
hear	heard	understand	understood
hide	hid	wear	wore
hit	hit	win	won
hold	held	write	wrote

BIBLIOGRAPHY

Council of European Framework of Reference for Languages: Learning, Teaching, Assessment. (2001). Cambridge: Cambridge University Press.

Diller İin Avrupa Ortak Bařvuru Metni, Öğrenme-Öğretme-Değerlendirme. (2009). Ankara: Millî Eğitim Bakanlığı.

HARMER, J. (2007). *The Practice of English Language Teaching.* Essex: Pearson Education.

İngilizce Dersi Öğretim Programı (İlkokul ve Ortaokul 2, 3, 4, 5, 6, 7 ve 8. Sınıflar), (2018). Ankara: Millî Eğitim Bakanlığı.

LENZ, P. , SCHNEIDER, G. (2004). *A Bank of Descriptors for Self Assessment in European Language Portfolios.* Switzerland: University of Fribourg.

MCKAY, P. (2006). *Assessing Young Learners.* Cambridge: Cambridge University Press.

MERDINGER, P., BARTON, L. (2003). *Focus on Listening and Speaking.* New York: Pearson Education.

VISUAL BIBLIOGRAPHY



ANSWER KEY



LET'S PRACTICE ANSWER KEY

UNIT 1

1. Read and fill in the blanks with "at, o'clock, past, half, quarter". Choose "a.m." or "p.m." and draw the clocks.

1. quarter (p.m.) 2. past (p.m.) 3. at (a.m.)
4. half (p.m.) 5. o'clock (a.m.)

2. Play BINGO.

Students' own answers

3. Write the missing days. Then, prepare an imaginary diary.

Wednesday, Friday, Sunday

Students' own answers

4. Talk about the activities in your diary.

Students' own answers

5. Look at your friend's diary and take notes.

Students' own answers

6. Fill in the blanks with "in, on, at".

1. on, 2. at, 3. at, 4. at / in

7. Go to page 191. Cut out and make a cube. Work in pairs. Ask questions and give true answers.

Students' own answers

8. Match the questions to the answers. There is one extra answer.

1. b, 2. e, 3. a, 4. g, 5. c, 6. d, 7. f
h is extra answer.

9. Search the days on the Net. Write their dates.

National Sovereignty and Children's Day: 23 April

Commemoration of Atatürk, Youth and Sports Day: 19 May

Democracy and National Unity Day: 15 July

Victory Day: 30 August

Republic Day: 29 October

VOCABULARY

1. Fill in the blanks with the words from the box. One word is extra.

1. play, 2. play, 3. do, 4. surf, 5. walk, 6. go
visit is extra.

2. Complete the sentences and match them to the pictures above.

Picture 2: play computer games

Picture 4: surf the Internet

Picture 6: go cycling

Picture 5: walk my dog

Picture 3: do shopping

Picture 1: play volleyball

UNIT 2

1. Work in pairs. Choose a card. Ask questions and find your friend's card.

Students' own answers

2. Read the text and choose the correct answers.

1. a, 2. b, 3. a, 4. b

3. Label the product.

Name of the food: Cookie Duo

Ingredient List: Milk, Cacao, Hazelnut, Sugar, Vegetable Oil

Date marking: Best Before 02.06.2026

Direction for use and storage: Store in a cool dry place.

Country of origin: Made in Türkiye

Bar code: 8690504028533

4. How polite are you? Do the quiz and learn.

1. A, 2. B, 3. A, 4. B, 5. A, 6. B

5. Read the sentences in activity 4 again. How can you say them in your own language?

Students' own answers

6. Play a game.

Students' own answers

VOCABULARY

1. Add the missing letters and rewrite the words.

bagel, cheese, croissant, milk, toast, blueberry, coffee, egg, muffin, tomato, cereal, omelet, honey, sausage, butter

2. Find the breakfast items in the puzzle.

i	p	f	y	h	o	k	n	o	m	u	f	f	i	n	c
k	o	g	j	p	l	o	t	m	i	c	t	h	v	o	i
t	s	u	m	v	i	y	h	t	u	y	c	s	p	m	j
d	o	c	v	a	v	p	w	o	f	a	e	q	o	a	a
p	u	h	o	n	e	y	d	a	h	u	r	k	g	s	m
c	m	e	f	g	s	a	u	s	a	g	e	y	a	o	c
t	b	e	s	i	k	d	l	t	p	k	a	a	w	f	i
b	n	s	a	l	a	m	i	o	m	i	l	k	x	u	p
u	j	e	n	m	p	o	y	p	f	a	p	u	d	m	b
t	m	w	d	h	o	b	e	q	a	m	v	v	d	e	a
t	b	p	w	z	g	i	z	u	t	e	d	u	r	y	g
e	u	s	i	t	l	m	a	x	e	o	g	q	j	o	e
r	m	x	c	r	o	i	s	s	a	n	t	i	n	e	l
t	a	e	h	l	u	b	e	t	g	d	i	k	u	m	y

UNIT 3

1. Do the quiz and learn: Are you ready to explore the world?

1. b, 2. a, 3. c, 4. a, 5. a, 6. c, 7. b, 8. c

2. Look at the pictures and complete the speech bubbles. Then, compare two cities.

— There is a traffic **jam**. People are waiting in **line**. The streets are very **crowded**. There are many **skyscrapers**. People are always **busy**.

— People are **selling** fresh fruit in the bazaar. Life and transportation is **easy**. People aren't **stressful** here. They are very **helpful**.

“better” and “worse” are the extra words.

3. Work in pairs.

Student A: Choose a picture below.

Student B: Ask questions and find the picture.

Students' own answers

4. Which one is your dream city? Talk about it and compare it with another city. What are the people doing there?

Students' own answers

VOCABULARY

1. Match the parts.

1. g, 2. d, 3. f, 4. c, 5. b, 6. a, 7. e

2. Write the opposites of the words below. Then, find them in the puzzle.

cold x hot	difficult x easy
enjoyable x boring	expensive x cheap
new x old	noisy x quiet
small x big	tall x short
old x new	

a	t	o	w	h	i	a	s	u	w	a	g
e	k	i	y	o	l	d	e	d	n	i	y
z	i	t	c	t	m	i	y	o	u	n	g
u	w	k	b	a	p	e	d	c	h	e	n
e	g	p	i	y	q	m	a	h	p	a	r
p	i	e	g	d	u	l	j	e	s	d	l
e	y	a	z	b	i	t	k	a	t	a	p
t	b	s	y	n	e	w	d	p	i	n	a
o	e	y	n	z	t	y	a	k	j	s	l
n	a	c	b	o	r	i	n	g	j	b	u
e	b	u	j	n	s	t	f	e	c	a	o
d	l	s	h	o	r	t	s	n	k	d	f

UNIT 4

1. Put the words under the correct seasons. Then, make sentences using these words.

Spring: kite, rainbow, raincoat, rainy, warm

Summer: boiling, dry, hot, sunglasses, sunny

Autumn: yellow leaves, cool

Winter: freezing, hailing, cold, snowball

Students' own answers

2. Think about your city. Put the words under the correct seasons. Then, make sentences.

Suggested Answers:

- Elsa feels anxious in windy weather. She is scared in stormy weather. She feels moody on snowy days. She is happy on sunny days.
- Nora feels moody in windy weather. She is scared in stormy weather. She feels anxious on snowy days. She is sleepy on sunny days.
- Paul feels sleepy in windy weather. He is moody in stormy weather. He feels happy on snowy and sunny days.
- You: Students' own answers

3. Look at the table and make dialogues as in the example.

Suggested Answers:

- What's the weather like in Muğla?
- It's sunny and hot.
- What can we do in Muğla?
- We can swim, sunbathe or go sailing.
- What do we need?
- We need sunglasses, a hat, a swimsuit and sun cream.

- What's the weather like in Rize?
- It's cloudy and warm.
- What can we do in Rize?
- We can take photographs, go fishing or climb mountains.
- What do we need?
- We need a camera, a fishing rode and a backpack.

- What's the weather like in Erzurum?
- It's snowy and cold / freezing.
- What can we do in Erzurum?
- We can build a snowman, ski or throw snowball.
- What do we need?
- We need boots, skis, a coat and a scarf.

4. Draw your dreamland and describe it and its weather. How do the people feel there?

Students' own answers

5. Look at the weather forecast of one week. Talk about it.

Suggested Answers:

Monday is partly cloudy and warm in Bursa. It's 15 °C. Tuesday is rainy and warm. It's 16 °C. Wednesday is cool and rainy. It's 10 °C. Thursday is hot and sunny. It's 25 °C. Friday and Saturday are partly cloudy and warm. It's 17 °C. Sunday is windy and cool. It's 9 °C.

6. Compare the weather conditions above.

Suggested Answers:

Monday is warmer than Sunday.
Tuesday is cooler than Friday.
Thursday is hotter than Saturday.

7. Search the Net and learn about a city's weather forecast. Fill in the chart below. Work in pairs and compare the cities.

Students' own answers

8. Find the odd ones out. Then, fill in the blanks with these words.

Odd words: happy, dry, stormy, boiling, exciting, fabulous

1. exciting 2. happy 3. dry
4. stormy 5. boiling 6. fabulous

VOCABULARY

1. Match the emotions to the pictures.

1. f, 2. b, 3. e, 4. a, 5. d, 6. c

2. Unscramble the letters and find the words. Then, categorize them.

moody, hailing, anxious, foggy, happy, scared, boiling, stormy, sleepy, freezing

Weather: hailing, foggy, boiling, stormy, freezing

Emotions: moody, anxious, happy, scared, sleepy

UNIT 5

1. Read and match. One is extra.

1. d, 2. c, 3. f, 4. a, 5. b, 6. e

g is extra.

2. Fill in the blanks to make comparisons. There can be more than one answer.

Suggested Answers:

1. more boring 2. more interesting
3. more difficult 4. worse
5. better 6. more fantastic

3. What do you think about them?

Students' own answers

4. Work in groups of three or four. Discuss with your friends about the pictures above.

Students' own answers

5. Imagine a fair. Draw only what you like. Then, describe it.

Students' own answers

6. Work in pairs. Look at your friend's picture and complete the sentences.

Students' own answers

7. Fill in the blanks with the correct forms of the words.

1. bored / boring 2. tiring / tired
3. interesting / interested 4. amused / amusing
5. frightened / frightening

8. Complete the speech bubbles with "I agree" , "I think", " I disagree".

I think a roller coaster is more exciting.

I agree. It's not exciting.

I disagree. They are fun.

VOCABULARY

1. Circle the words. Collect the extra letters and find the key words.

Ferris wheel, bumper cars, roller coaster, ghost train, dull, frightening, thrilling, crazy, amazing


Key words: have fun

2. Match the words to their synonyms.

1. g, 2. c, 3. a, 4. d, 5. b, 6. e
f. Tiring is the extra word.

UNIT 6

1. Find the occupations in the crossword puzzle.



2. Read the sentences. Write the occupations from the crossword puzzle.

1. mechanic 2. cook 3. doctor 4. fireman

3. Match the jobs to their works and tools. Then, ask and answer.

a barber: 4, b a postman: 2, e
a dentist: 7, f a waiter / waitress: 6, a
a singer: 1, d a nurse: 5, g
a farmer: 3, c

4. Now, compare the jobs above.

Students' own answers

5. Read and fill in the blanks with "is, are, was, were".

1. is / was 2. is / was 3. were / are
4. is / was 5. were / are

6. Do the quiz and find: What jobs fit you?

Students' own answers

7. What do you want to be in future? Think of this occupation. Do the job analysis below. Then, talk about it.

Students' own answers

8. Match the sentences to the dates. Find the extra date.

1. d, 2. a, 3. c, 4. e
b is extra.

VOCABULARY

1. Look at the hats and caps below and write the occupations near them.

1. cook, 2. astronaut, 3. pilot, 4. worker, 5. policeman / policewoman, 6. fireman

2. Odd jobs out.

farmer, architect, hairdresser, lawyer, singer, policeman

3. Add letters and write the months.

January, February, March, April, May, June, July, August, September, October, November, December

UNIT 7

1. Do the quiz and find the best holiday type for you.

Students' own answers

2. Fill in the blanks with the correct forms of the words.

were, stayed, joined, walked, visited, enjoyed

3. Read the text again and write True (T) or False (F). Correct the false sentences.

1. F (Tom joined a boat tour on the River Thames on the first day.)
2. T
3. F (He stayed at a hotel.)
4. T

4. Match the questions to the answers. One is extra.

1. e, 2. b, 3. f, 4. a, 5. g, 6. c

5. Look at the pictures and answer the questions.

2. She visited Konya.
3. He studied Maths.
4. She walked in the forest.
5. Yes, they did.
6. They visited their grandparents.

6. Clara visited 4 cities in Türkiye on her holiday. Look at the pictures and write True (T) or False (F).

1. T, 2. F, 3. T, 4. F, 5. F, 6. T

7. Work in pairs.

Student A: Think of a city in activity 6.

Student B: Ask questions and guess the city.

Students' own answers

VOCABULARY

1. Look at the pictures and do the puzzle.

1. skiing 2. tree 3. snowman 4. forest
5. flower 6. fruit 7. sailing 8. mountains
9. river 10. seaside

UNIT 8

1. Read and label the pictures with the bold words from the text. Use your dictionary if necessary.

wizard, princess, dragon, gnome, fairy, ghost, prince

2. Read the text again and write True (T), False (F) or No Information (NI).

1. F, 2. T, 3. NI, 4. T, 5. F, 6. NI

3. What do the words below mean in your language? You can use your dictionary to learn their meanings. Then, classify them as "Real" or "Imaginary".

Real Characters: prince, princess, king, emperor, queen, hunter, stepdaughter, stepmother

Imaginary Characters: dragon, fairy, witch

4. Read the fairy tale and fill in the blanks with the correct forms of the verbs. Then, go to page 176 and check your answers.

Once upon a time, there **was** an evil queen. She **had** a stepdaughter called Snow White. The queen **thought** that she was beautiful. She **stood** in front of her magic mirror and **asked** "Mirror mirror on the wall! Who is the fairest of them all?" But one day the mirror **said** "She is Snow White." The queen **got** angry. She **called** her servant and **asked** him to take Snow White to the forest and leave there.

Then, the servant **left** her in the forest. Snow White **found** the dwarfs' house. The dwarfs **loved** her and they **began** to live together.

One day the queen **learned** that Snow White **was** alive. She **got** angry and **dressed** like an old woman. She **gave**

Snow White a poisoned apple. Snow White **ate** the apple and **fell** down. The dwarfs **were** sad. At that time a prince **saw** them. He **wanted** to take her to his castle. Suddenly the poisoned apple **came** out of her mouth. She **opened** her eyes.

They **went** to the prince's castle and **got** married. They **lived** happily ever after.

5. Read the fairy tale again and complete the sentences.

1. a, 2. b, 3. c, 4. a

6. Describe the pictures in activity 4.

Suggested Answers:

The red apple is in the queen's hand in the second picture.

The birds are over the dwarfs in the third picture.

The prince is next to the horse in the third picture.

Snow White is on the horse in the third picture.

7. Read the fairy tale again and complete the story map below. Then, retell the fairy tale.

The start: One upon a time

Locations: castle, forest, seven dwarfs' house

Good Characters: Snow White, seven dwarfs, prince

Evil Characters: queen (Snow White's stepmother), servant

The End: They lived happily ever after

8. What's your favorite book? Who is its author?

Students' own answers

9. Look at the pictures and write sentences as in the example.

1. I didn't travel by bus last summer. I travelled by train.
 2. I didn't drink orange juice this morning. I drank milk.
 3. I didn't swim last Sunday. I played tennis.

VOCABULARY

1. Find the past forms of these verbs in the puzzle and write.

w	a	k	s	a	w	o	r	b
e	h	c	e	q	o	h	e	u
f	o	u	n	d	i	k	a	f
q	k	s	u	p	w	a	d	o
x	c	d	h	a	e	e	l	g
h	a	i	t	o	n	f	i	a
b	m	n	e	j	t	g	c	n
u	e	c	g	a	v	e	d	w

- find-found read-read see-saw
 come-came give - gave go-went

2. Write "in front of / next to / near / behind / between / under / over" under the correct pictures.

over, under, next to, between, near, behind, in front of

UNIT 9

1. Write reduce, recycle, reuse under the pictures.

1. recycle 2. reuse 3. reduce
 4. recycle 5. recycle

2. Complete the sentences.

Suggested Answers:

1. plant trees 2. save water
 3. save our planet 4. turn off the lights
 5. unplug them 6. pick up the rubbish/put it in a bin.
 7. recycle them 8. protect/save them

3. Can you recycle containers? Follow the steps and make a similar one.

Students' own answers

4. Look at the pictures below. Choose one. Write the steps and make one.

Students' own answers

5. How eco-friendly are you? Do the quiz and learn.

Students' own answers

6. Look at the stamps. Talk about them. What should/ shouldn't we do to save the Earth?

Suggested Answers:

- We should buy organic food.
 We should turn off the tap.
 We shouldn't leave the lights on.
 We should use sunlight for drying.
 We should recycle.
 We should plant trees.
 We should use bicycles.
 We should use energy saving light bulbs.
 We should use public transportation.

7. Prepare a "To Do List" for the environment.

Students' own answers

VOCABULARY

1. Match the similar words. One is extra.

1. d, 2. a, 3. b
 c is extra.

2. Complete the mind map below.

Problems: air pollution, acid rain, water pollution

Recycling: glass, plastic, paper, metal

Green Energy: electric cars, solar cells, wind turbines

How can I help?: reduce waste, good isolation, save water, reduce packaging, use energy saving bulbs

UNIT 10

1. Choose the correct alternatives.

1. d, 2. b, 3. a, 4. b, 5. c, 6. c, 7. d, 8. c, 9. a, 10. a

2. Look at the poster and give a campaign speech for Rikki. Then, write a similar slogan for you.

Students' own answers

3. Put them into the correct boxes.

Before Elections: Be a candidate. Hold a campaign. Talk about your plans and opinions. Prepare posters. Make a speech.

While Elections: Put the papers into the ballot box. Vote for the candidate. Stand in a queue.

After Elections: Congratulate. Count the votes.

4. Read the text and choose the missing words.

1. a, 2. b, 3. b, 4. c, 5. a, 6. a, 7. c, 8. a, 9. c, 10. a, 11. b, 12. a, 13. b, 14. c

5. Read the text in activity 4 again and answer the questions.

1. Yes, it was.
2. No, he wasn't.
3. He promised new books for the class library.
4. The other candidate was Clara.
5. She talked about her plans and projects.
6. Clara prepared a lot of posters.
7. Her slogan was "Reliable and Fair for Presidency".
8. They wrote the names of their candidates on pieces of paper and put them into the ballot box.
9. Their teacher counted the votes.
10. Sam got more votes.

6. Work in groups of 8-10. Start a school club. Two of you should be candidates. Choose your club president.

Students' own answers

7. Answer the questions.

Suggested Answers:

1. We started a Travel Club.
2. Ercan and Ümit were the candidates.
3. He promised a fair environment.
4. He promised an enjoyable trip to the lake near the town.
5. Yes, they were.
6. They were polite.
7. Ercan won the election.

8. Summarize the election. What happened?

Suggested Answers:

We started a Travel Club last week. Ercan and Ümit were the candidates for being the club president. Ümit promised a fair environment. Ercan promised an enjoyable trip to the lake near the town. Their promises were believable. They were polite during the election. We voted. Ercan won the election.

VOCABULARY

1. Play a game. Work in pairs. Throw the dice. Say four things about the topics.

Students' own answers

ATTENTION ANSWER KEY

UNIT 1

A. Fill in the blanks with the given words.

1. wants, 2. has, 3. doesn't wear, 4. don't go, 5. rains, 6. go, 7. works

B. Correct the sentences below.

1. Tigers don't eat fruit. They eat meat.
2. Water doesn't boil at 60 °C at sea level. It boils at 100 °C at sea level.
3. People in Australia don't speak French. They speak English.
4. We don't celebrate Mother's Day in October. We celebrate it in May.
5. Fish don't live on land. They live in water.
6. We don't borrow books from bookshops. We borrow books from libraries.

C. Answer the questions.

Students' own answers

D. Match the times. One is extra.

1. f, 2. e, 3. d, 4. a, 5. g, 6. b, 7. c
h is extra.

UNIT 2

A. Complete the sentences with "some, any, a / an".

1. some, 2. an, 3. any, 4. a, 5. some, 6. some

B. Match the questions to the responses. One is extra.

1. e, 2. c, 3. b, 4. d
a is extra.

C. Do you have the objects in the box? Write sentences with "a / an, some, any". Use a dictionary if necessary.

Suggested Answers:

I have a laptop, but I don't have a tablet PC.
I have a racket, but I don't have a rugby ball.
I have skates, but I don't have dumbbells.
I have a porcelain cup, but I don't have a thermos bottle.

D. Write "do, don't, does, doesn't" in the blanks.

1. Do / don't, 2. do / don't / does, 3. Does / doesn't, 4. does / doesn't

UNIT 3

A. Complete the sentences with the phrases in the box. One is extra. Don't forget to use the correct form of the verbs.

1. are having lunch, 2. is waiting for the bus, 3. is watering the flowers, 4. are having a good time, 5. is buying a newspaper, 6. is talking on the phone
"clean the window" is extra.

B. Match the questions to the answers. One is extra.

1. b, 2. d, 3. a, 4. c, 5. f
e is extra.

C. Choose the correct adjectives and compare them.

1. longer than, 2. larger than, 3. higher than, 4. more crowded than, 5. bigger than, 6. more expensive than

UNIT 4

A. Match the following sentences. One is extra.

1. f, 2. e, 3. c, 4. a, 5. a
d is extra.

B. Answer the questions.

1. It's rainy. 2. Yes, it does.
3. Yes, it is. 4. No, I don't.
5. Because it is stormy. 6. I feel anxious.

C. Read and choose the best alternative.

1. b, 2. a, 3. b, 4. d

UNIT 5

A. Read and match the parts. One is extra.

1. f, 2. e, 3. d, 4. b, 5. a
c is extra.

B. What do you think? Answer the questions.

Suggested Answers:

1. I think listening to the teacher is more useful.
2. I think playing computer games is less interesting.
3. I think Science is easier.
4. I think Istanbul is more beautiful.
5. I think kittens are lovelier.
6. I think a roller coaster is better.
7. I think dogs are more friendlier.

C. Read and choose the correct alternatives.

exciting / amazing / frightened / bored / interesting / tiring

UNIT 6

A. Match the parts and write true sentences about you.

1. c, 2. d, 3. a, 4. b, 5. e, 6. f
Students' own answers

B. Give true answers to the questions.

Students' own answers

C. Match the dates. One is extra.

1. d, 2. b, 3. c, 4. e
a is extra.

D. Complete the sentences with "in, on, at".

1. at / in, 2. in, 3. at / on, 4. on

UNIT 7

A. Complete the sentences with "ago, yesterday, last, at, in".

1. last, 2. ago, 3. at, 4. yesterday, 5. in

B. Match the questions to the answers. One is extra.

1. f, 2. e, 3. c, 4. a, 5. b
d is extra.

C. Answer the questions as in the example.

1. No, I didn't learn skiing in Uludağ. I learned snowboarding.
2. No, I didn't practice karate. I practiced judo.
3. No, I wasn't in the library. I was in the canteen.

4. No, it wasn't sunny. It was partly cloudy.

UNIT 8

A. Look at the map and fill in the blanks with "in front of, between, next to, on, opposite, behind, near". Then, write two more sentences.

1. opposite 2. between 3. in front of
4. behind 5. near 6. next to
7. on 8. Students' own answers
9. Students' own answers

B. Circle the best alternatives.

1. in front of, 2. between, 3. behind, 4. next to, 5. over

C. Match and make meaningful situations. One is extra.

1. f, 2. e, 3. c, 4. d, 5. a, 6. b
g is extra.

UNIT 9

A. Complete the sentences with an expression from the box. Use "don't" where necessary.

1. Be quiet! 2. Don't cross the street.
3. Find a place in the shade. 4. Don't tell lies.
5. Hurry up!

B. Match the sentences to the responses. One is extra.

1. a, 2. d, 3. g, 4. f, 5. c, 6. e, 7. b
h is extra.

C. Read the sentences and write "should" or "shouldn't".

1. shouldn't, 2. should, 3. should, 4. shouldn't, 5. shouldn't,
6. should, 7. shouldn't

UNIT 10

A. Fill in the blanks with the correct forms of the verbs.

1. watched 2. teaches 3. enjoys
4. cuts and dyes 5. tells 6. didn't write / sent
7. came 8. didn't study 9. rained
10. plant

B. Answer the questions.

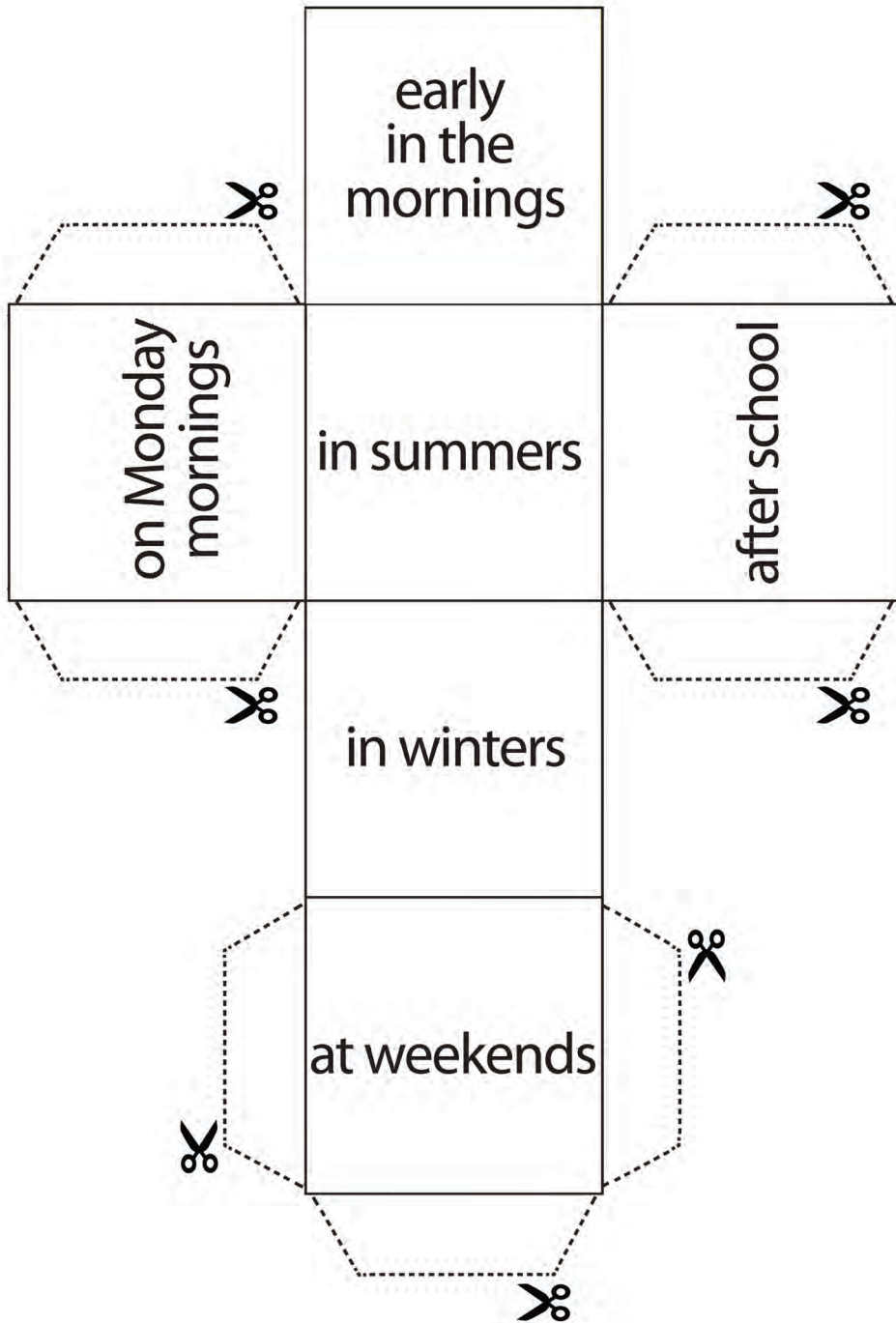
Suggested Answers:

1. Yeşim was my best friend when I was 7 years old.
2. I got up at 7 o'clock this morning.
3. Türkiye became independent in 1923.
4. Mehmet Akif Ersoy wrote the Turkish National Anthem.
5. I ate chicken for dinner last night.
6. I started learning English in 2019.

C. Fill in the blanks using these verbs below. Write "should" or "shouldn't". One word is extra.

1. should play 2. should see
3. should take 4. shouldn't make
5. should respect
"eat" is extra.

Unit 1, Activity 7



Unit 8, Activity 9



